

Coaxial

Voltage Controlled Oscillator

ZX95-4403+


5V Tuning for PLL IC's 4200 to 4360 MHz

Features

- Linear Tuning characteristics
- Low Phase Noise
- Low Pulling
- Low Pushing
- Protected by US patent 6,790,049

Applications

- R & D
- LAB
- Instrumentation
- Wireless communications
- Point-to-Point Radio



CASE STYLE: GB956

Connectors	Model	Price	Qty.
SMA	ZX95-4403-S+	\$44.95 ea.	(1-9)

+ RoHS compliant in accordance with EU Directive (2002/95/EC)

The +Suffix has been added in order to identify RoHS Compliance. See our web site for RoHS Compliance methodologies and qualifications.

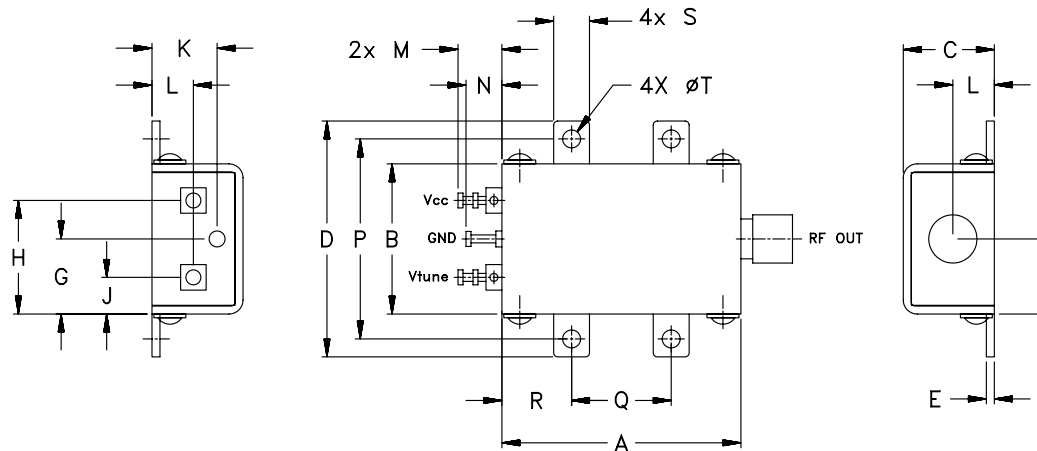
Electrical Specifications

MODEL NO.	FREQ. (MHz)		POWER OUTPUT (dBm)	PHASE NOISE dBc/Hz SSB at offset frequencies, kHz				TUNING					NON HARMONIC SPURIOUS (dBc)	HARMONICS (dBc)			PULLING pk-pk @ 12 dB (MHz)	PUSHING (MHz/V)	DC OPERATING POWER	
	Min.	Max.		Typ.	1	10	100	1000	VOLTAGE RANGE (V)	SENSI-TIVITY (MHz/V)	PORT CAP (pF)	3 dB MODULATION BANDWIDTH (MHz)		Typ.	Typ.	Max.			Typ.	Typ.
ZX95-4403+	4200	4360	+4	-71	-97	-118	-138	0.5	5	53 - 60	10	150	-90	-25	-15	1	1	5	55	

Maximum Ratings

Operating Temperature	-55°C to 85°C
Storage Temperature	-55°C to 100°C
Absolute Max. Supply Voltage (Vcc)	7V
Absolute Max. Tuning Voltage (Vtune)	7V
All specifications	50 ohm system

Outline Drawing



Outline Dimensions (inch/mm)

A	B	C	D	E	F	G	H	J	K	L	M	N	P	Q	R	S	T	wt.
1.20	.75	.46	1.18	.04	.38	.45	.57	.18	.33	.21	.22	.18	1.00	.50	.35	.18	.09	grams
30.48	19.05	11.68	29.97	1.02	9.65	11.43	14.48	4.57	8.38	5.33	5.59	4.57	25.40	12.70	8.89	4.57	2.29	35.0



P.O. Box 350166, Brooklyn, New York 11235-0003 (718) 934-4500 Fax (718) 332-4661 For detailed performance specs & shopping online see Mini-Circuits web site



The Design Engineers Search Engine Provides ACTUAL Data Instantly From MINI-CIRCUITS At: www.minicircuits.com

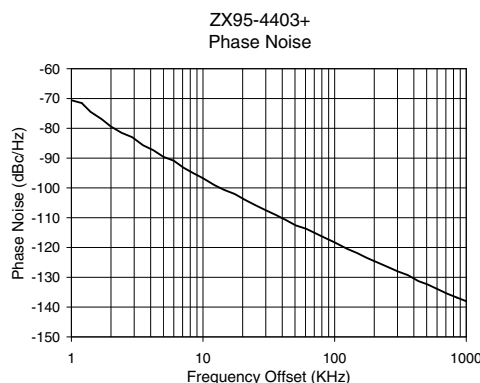
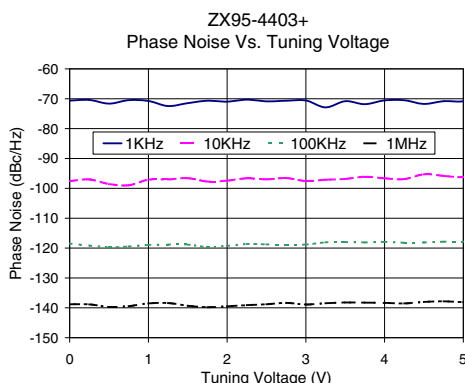
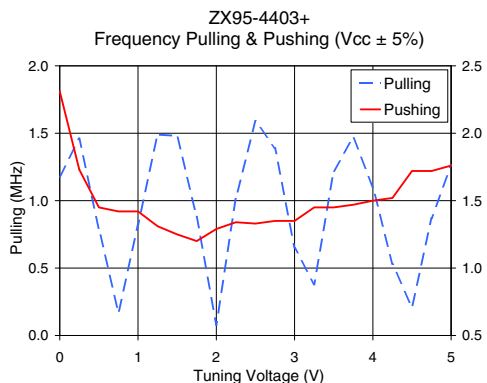
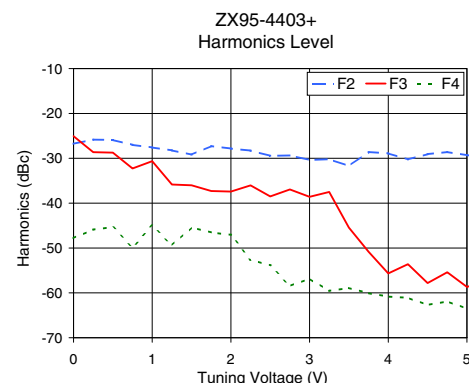
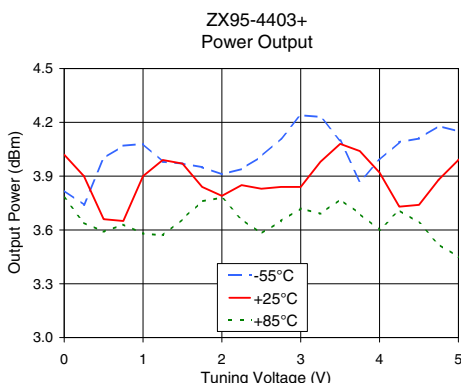
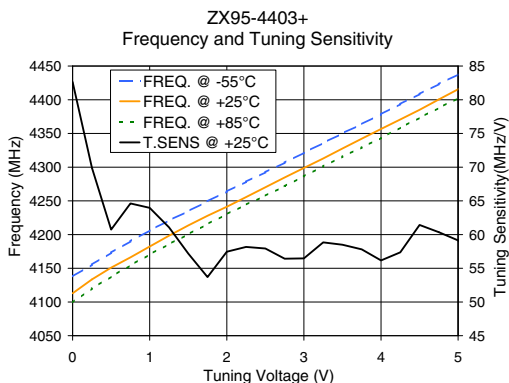
RF/IF MICROWAVE COMPONENTS

Performance Data & Curves*

ZX95-4403+

V TUNE	TUNE SENS (MHz/V)	FREQUENCY (MHz)			POWER OUTPUT (dBm)			Icc (mA)	HARMONICS (dBc)			FREQ. PUSH (MHz/V)	FREQ. PULL (MHz)	PHASE NOISE (dBc/Hz) at offsets				FREQ OFFSET (KHz)	PHASE NOISE at 4280 MHz (dBc/Hz)
		-55°C	+25°C	+85°C	-55°C	+25°C	+85°C		F2	F3	F4			1KHz	10KHz	100KHz	1MHz		
0.00	82.64	4137.8	4112.8	4099.1	3.82	4.02	3.78	46.14	-26.8	-25.1	-47.8	2.31	1.18	-70.6	-97.6	-118.5	-138.8	1.0	-70.60
0.50	60.74	4173.2	4151.0	4137.5	4.00	3.66	3.59	46.37	-25.9	-28.7	-45.3	1.45	0.79	-71.6	-98.5	-119.7	-139.7	2.0	-79.42
0.75	64.61	4190.2	4166.2	4154.4	4.07	3.65	3.63	46.37	-27.0	-32.3	-49.8	1.42	0.17	-70.5	-99.0	-119.5	-139.4	3.5	-85.68
1.00	63.97	4206.1	4182.3	4170.5	4.08	3.90	3.58	46.28	-27.6	-30.6	-45.0	1.42	0.82	-70.7	-97.1	-119.0	-138.5	6.0	-90.87
1.25	61.08	4220.9	4198.3	4185.7	3.98	3.99	3.57	46.30	-28.2	-35.8	-49.4	1.31	1.49	-72.5	-97.0	-118.8	-138.4	8.5	-95.13
1.50	57.18	4234.7	4213.6	4200.4	3.97	3.97	3.66	46.38	-29.2	-36.0	-45.4	1.25	1.48	-71.5	-96.6	-118.9	-139.3	10.0	-96.75
1.75	53.69	4249.3	4227.9	4215.5	3.95	3.84	3.76	46.49	-27.3	-37.3	-46.5	1.20	0.88	-70.7	-97.7	-119.6	-139.8	20.8	-103.99
2.00	57.46	4263.9	4241.3	4230.3	3.91	3.79	3.78	46.49	-27.8	-37.4	-47.1	1.29	0.08	-71.0	-97.4	-119.3	-139.5	35.5	-109.01
2.25	58.17	4278.3	4255.6	4244.3	3.94	3.85	3.66	46.45	-28.3	-36.0	-52.6	1.34	1.02	-70.3	-96.7	-118.6	-139.1	60.7	-113.71
2.50	57.93	4292.4	4270.2	4257.6	4.01	3.83	3.58	46.45	-29.5	-38.5	-53.9	1.33	1.59	-70.9	-97.0	-118.8	-138.8	86.7	-117.00
2.75	56.42	4306.6	4284.7	4271.7	4.11	3.84	3.65	46.48	-29.4	-36.9	-58.5	1.35	1.39	-70.7	-96.6	-118.9	-138.3	100.0	-118.28
3.00	56.47	4321.3	4298.8	4286.5	4.24	3.84	3.72	46.52	-30.4	-38.6	-56.8	1.35	0.65	-70.6	-97.5	-118.8	-138.9	148.1	-121.85
3.25	58.84	4335.8	4312.9	4301.1	4.23	3.98	3.69	46.51	-30.2	-37.5	-59.6	1.45	0.38	-72.9	-97.1	-118.1	-138.5	177.0	-123.56
3.50	58.49	4350.0	4327.6	4315.5	4.10	4.08	3.77	46.53	-31.7	-45.4	-58.9	1.45	1.22	-70.8	-96.8	-118.0	-138.2	211.6	-125.02
3.75	57.80	4363.8	4342.2	4329.2	3.87	4.04	3.69	46.56	-28.6	-50.9	-60.1	1.47	1.47	-71.8	-96.1	-118.1	-138.3	302.4	-128.04
4.00	56.16	4378.4	4356.7	4343.2	3.99	3.92	3.60	46.60	-28.9	-55.7	-60.8	1.50	1.10	-70.6	-96.7	-117.9	-138.3	361.5	-129.30
4.25	57.36	4393.5	4370.7	4358.5	4.09	3.73	3.71	46.63	-30.3	-53.6	-61.1	1.52	0.53	-70.5	-96.9	-118.2	-138.5	507.5	-132.40
4.50	61.42	4408.5	4385.1	4373.2	4.11	3.74	3.64	46.56	-29.1	-57.8	-62.7	1.72	0.21	-71.7	-95.3	-118.1	-138.0	606.7	-133.99
4.75	60.35	4423.2	4400.4	4387.9	4.18	3.88	3.52	46.55	-28.6	-55.4	-61.9	1.72	0.87	-70.8	-95.8	-117.9	-137.8	851.6	-136.83
5.00	59.13	4437.5	4415.5	4402.3	4.15	3.99	3.45	46.59	-29.3	-58.7	-63.5	1.76	1.26	-70.9	-96.3	-117.8	-138.1	1000.0	-138.02

*at 25°C unless mentioned otherwise



P.O. Box 350166, Brooklyn, New York 11235-0003 (718) 934-4500 Fax (718) 332-4661 For detailed performance specs & shopping online see Mini-Circuits web site



The Design Engineers Search Engine Provides ACTUAL Data Instantly From MINI-CIRCUITS At: www.minicircuits.com

RF/IF MICROWAVE COMPONENTS