

Coaxial

Voltage Controlled Oscillator

ZX95-3860+

Linear Tuning 3570 to 3860 MHz

Features

- Linear tuning characteristics
- Low phase noise
- Low pulling
- Low pushing
- Protected by US patent 6,790,049

Applications

- R & D
- LAB
- Instrumentation
- Wireless communications
- Military & avionics



CASE STYLE: GB956

Connectors	Model	Price	Qty.
SMA	ZX95-3860-S+	\$40.95 ea.	(1-9)

+ RoHS compliant in accordance with EU Directive (2002/95/EC)

The +Suffix has been added in order to identify RoHS Compliance. See our web site for RoHS Compliance methodologies and qualifications.

Electrical Specifications

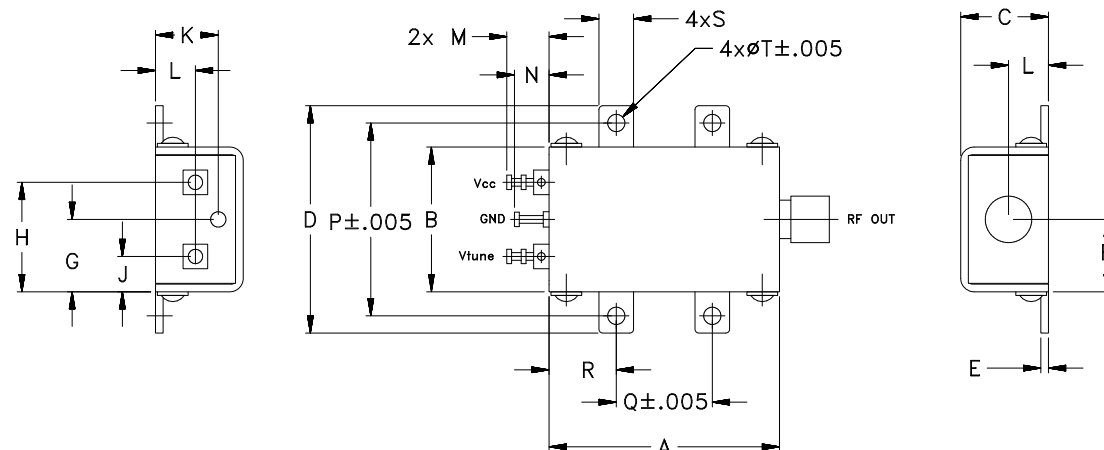
MODEL NO.	FREQ. (MHz)		POWER OUTPUT (dBm)	PHASE NOISE dBc/Hz SSB at offset frequencies, kHz				TUNING				NON HARMONIC SPURIOUS (dBc)	HARMONICS (dBc)		PULLING pk-pk @ 12 dB (MHz)	PUSHING (MHz/V)	DC OPERATING POWER						
	Min.	Max.		Typ.	1	10	100	1000	VOLTAGE RANGE (V)		SENSI- TIVITY (MHz/V)		PORT CAP (pF)	3 dB MODULATION BANDWIDTH (MHz)			Typ.	Typ.	Max.	Typ.	Typ.	Vcc (volts)	Current (mA)
	Min.	Max.							Min.	Max.													
ZX95-3860+	3570	3860	+2.0	-70	-95	-116	-136	0.5	14	49 - 53	12	115	-90	-20	-10	1.2	1.6	7	45				

Maximum Ratings

Operating Temperature	-55°C to 85°C
Storage Temperature	-55°C to 100°C
Absolute Max. Supply Voltage (Vcc)	9V
Absolute Max. Tuning Voltage (Vtune)	16V
All specifications	50 ohm system

Permanent damage may occur if any of these limits are exceeded.

Outline Drawing



Outline Dimensions (inch/mm)

A	B	C	D	E	F	G	H	J	K	L	M	N	P	Q	R	S	T	WT.
1.20	.75	.46	1.18	.04	.38	.45	.57	.18	.33	.21	.22	.18	1.00	.50	.35	.18	.106	GRAM
30.48	19.05	11.68	29.97	1.02	9.65	11.43	14.48	4.57	8.38	5.33	5.59	4.57	25.40	12.70	8.89	4.57	2.69	35.0

Mini-Circuits®

ISO 9001 ISO 14001 AS 9100 CERTIFIED

P.O. Box 350166, Brooklyn, New York 11235-0003 (718) 934-4500 Fax (718) 332-4661 The Design Engineers Search Engine Provides ACTUAL Data Instantly at minicircuits.com

IF/RF MICROWAVE COMPONENTS

For detailed performance specs & shopping online see web site

Notes: 1. Performance and quality attributes and conditions not expressly stated in this specification sheet are intended to be excluded and do not form a part of this specification sheet. 2. Electrical specifications and performance data contained herein are based on Mini-Circuit's applicable established test performance criteria and measurement instructions. 3. The parts covered by this specification sheet are subject to Mini-Circuits standard limited warranty and terms and conditions (collectively, "Standard Terms"); Purchasers of this part are entitled to the rights and benefits contained therein. For a full statement of the Standard Terms and the exclusive rights and remedies thereunder, please visit Mini-Circuits' website at www.minicircuits.com/MCLStore/terms.jsp.

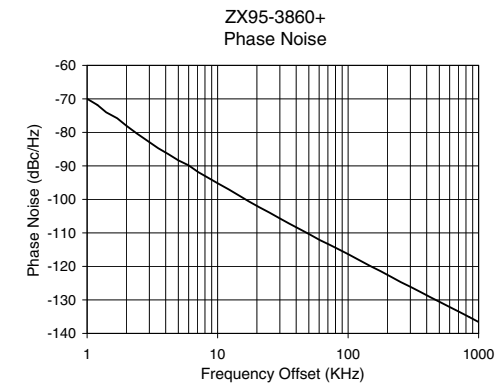
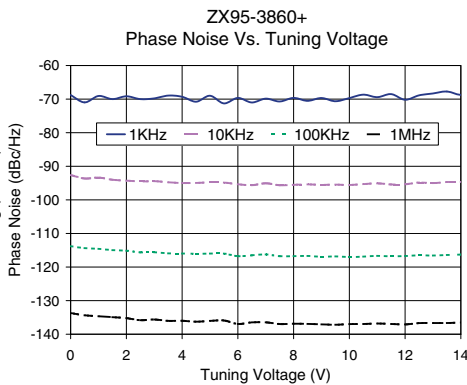
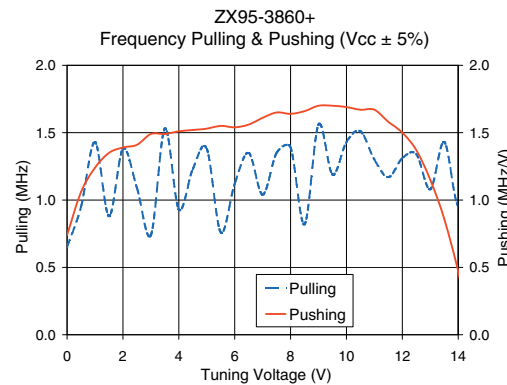
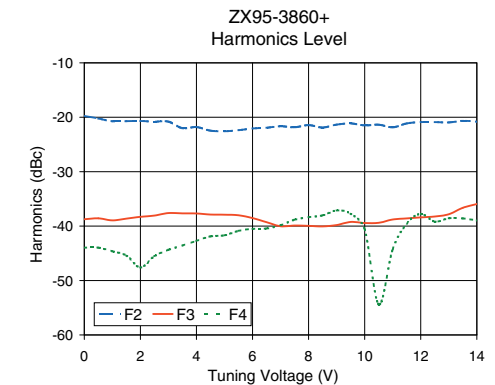
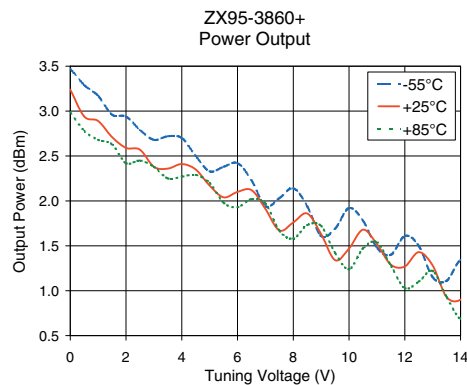
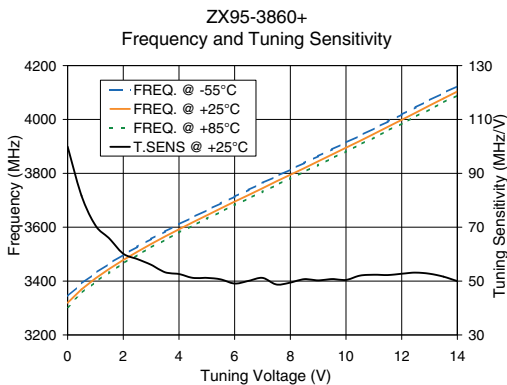
REV. OR
M125861
EDR-9357F2
ZX95-3860+
RAV
100221
Page 1 of 2

Performance Data & Curves*

ZX95-3860+

V TUNE	TUNE SENS (MHz/V)	FREQUENCY (MHz)			POWER OUTPUT (dBm)			Icc (mA)	HARMONICS (dBc)			FREQ. PUSH (MHz/V)	FREQ. PULL (MHz)	PHASE NOISE (dBc/Hz) at offsets				FREQ OFFSET (KHz)	PHASE NOISE at 3715 MHz (dBc/Hz)
		-55°C	+25°C	+85°C	-55°C	+25°C	+85°C		F2	F3	F4			1kHz	10kHz	100kHz	1MHz		
0.00	99.90	3343.4	3319.4	3303.7	3.47	3.24	2.99	32.67	-19.7	-38.7	-44.0	0.74	0.65	-68.8	-92.6	-113.8	-133.7	1.0	-69.97
0.50	81.69	3390.7	3369.4	3355.6	3.29	2.94	2.78	32.66	-20.2	-38.6	-44.0	1.06	0.95	-71.0	-93.6	-114.4	-134.4	2.0	-78.03
1.00	70.64	3429.9	3410.2	3397.0	3.17	2.89	2.68	32.65	-20.7	-38.9	-44.6	1.24	1.43	-69.1	-93.4	-114.6	-134.6	3.5	-84.71
2.00	60.17	3497.4	3478.4	3465.8	2.94	2.59	2.42	32.65	-20.7	-38.3	-47.6	1.39	1.38	-69.2	-94.3	-115.1	-135.2	6.0	-89.84
3.00	56.05	3556.5	3537.6	3525.1	2.68	2.38	2.38	32.66	-20.8	-37.6	-44.4	1.49	0.74	-69.8	-94.4	-115.6	-135.6	8.5	-93.58
3.50	53.25	3584.0	3565.6	3553.2	2.72	2.36	2.25	32.68	-22.0	-37.7	-43.6	1.49	1.53	-69.0	-94.8	-115.9	-136.0	10.0	-95.17
4.00	52.60	3610.9	3592.2	3580.0	2.70	2.41	2.27	32.70	-21.8	-37.7	-42.7	1.51	0.93	-69.3	-95.0	-116.0	-136.0	20.8	-102.31
5.00	51.18	3662.9	3644.1	3631.5	2.33	2.17	2.20	32.71	-22.6	-37.9	-41.7	1.53	1.38	-69.0	-94.8	-116.0	-136.0	35.5	-107.26
6.00	49.08	3713.5	3695.0	3682.4	2.42	2.10	1.93	32.76	-22.1	-38.5	-40.5	1.54	1.12	-69.7	-95.3	-116.8	-137.0	60.7	-112.14
6.50	50.09	3738.6	3719.6	3706.8	2.23	2.12	2.02	32.78	-21.9	-39.3	-40.4	1.56	1.35	-71.0	-95.7	-116.5	-136.5	86.7	-115.10
7.00	51.19	3764.3	3744.6	3731.4	1.94	1.91	1.97	32.78	-21.7	-40.0	-39.8	1.61	1.04	-69.9	-95.1	-116.3	-136.5	100.0	-116.33
7.50	48.75	3788.8	3770.2	3756.6	2.03	1.67	1.67	32.83	-21.8	-39.9	-38.8	1.65	1.35	-70.7	-95.6	-116.8	-137.0	148.1	-119.91
8.00	49.42	3813.6	3794.6	3781.4	2.14	1.76	1.58	32.86	-21.4	-40.0	-38.4	1.64	1.39	-69.7	-95.5	-116.8	-136.9	177.0	-121.40
9.00	50.25	3863.8	3844.6	3830.9	1.61	1.63	1.72	32.91	-21.4	-39.8	-37.1	1.70	1.56	-69.7	-95.5	-116.9	-137.1	211.6	-123.03
10.00	50.43	3914.1	3895.1	3881.4	1.92	1.47	1.24	32.99	-21.5	-39.4	-40.6	1.69	1.43	-69.7	-95.6	-117.0	-137.0	302.4	-126.15
11.00	52.36	3966.1	3946.3	3932.1	1.48	1.52	1.54	33.04	-21.8	-38.8	-44.3	1.67	1.30	-69.4	-95.1	-116.7	-136.8	361.5	-127.71
11.50	52.23	3992.0	3972.5	3958.6	1.40	1.29	1.28	33.09	-21.1	-38.6	-39.5	1.58	1.17	-68.5	-95.4	-116.8	-137.0	507.5	-130.67
12.00	52.73	4018.3	3998.6	3984.5	1.61	1.27	1.03	33.12	-20.9	-38.4	-37.8	1.50	1.31	-70.2	-95.4	-116.7	-137.1	606.7	-132.22
13.00	52.73	4071.6	4051.6	4037.2	1.15	1.28	1.22	33.17	-20.9	-37.8	-38.6	1.15	1.08	-68.3	-95.0	-116.6	-136.7	851.6	-135.14
14.00	49.98	4123.8	4103.8	4089.2	1.34	0.90	0.69	33.21	-20.8	-36.0	-39.0	0.47	0.96	-68.7	-94.7	-116.3	-136.5	1000.0	-136.60

*at 25°C unless mentioned otherwise



For detailed performance specs & shopping online see web site

P.O. Box 350166, Brooklyn, New York 11235-0003 (718) 934-4500 Fax (718) 332-4661 www.minicircuits.com Provides ACTUAL Data Instantly at minicircuits.com

IF/RF MICROWAVE COMPONENTS

Notes: 1. Performance and quality attributes and conditions not expressly stated in this specification sheet are intended to be excluded and do not form a part of this specification sheet. 2. Electrical specifications and performance data contained herein are based on Mini-Circuit's applicable established test performance criteria and measurement instructions. 3. The parts covered by this specification sheet are subject to Mini-Circuits standard limited warranty and terms and conditions (collectively, "Standard Terms"); Purchasers of this part are entitled to the rights and benefits contained therein. For a full statement of the Standard Terms and the exclusive rights and remedies thereunder, please visit Mini-Circuits' website at www.minicircuits.com/MCLStore/terms.jsp.