

Coaxial

# Voltage Controlled Oscillator

## ZX95-3200C+

Low Noise 3060 to 3200 MHz

### Features

- Low phase noise
- Low pushing
- Low pulling
- Protected by US patent 6,790,049



CASE STYLE: GB956

### Applications

- R&D
- LAB
- Instrumentation
- Wireless communications
- Test equipment

Connectors	Model	Price	Qty.
SMA	ZX95-3200C-S+	\$ 50.95 ea.	(1-9)

**+ RoHS compliant in accordance with EU Directive (2002/95/EC)**

*The +Suffix has been added in order to identify RoHS Compliance. See our web site for RoHS Compliance methodologies and qualifications.*

### Electrical Specifications

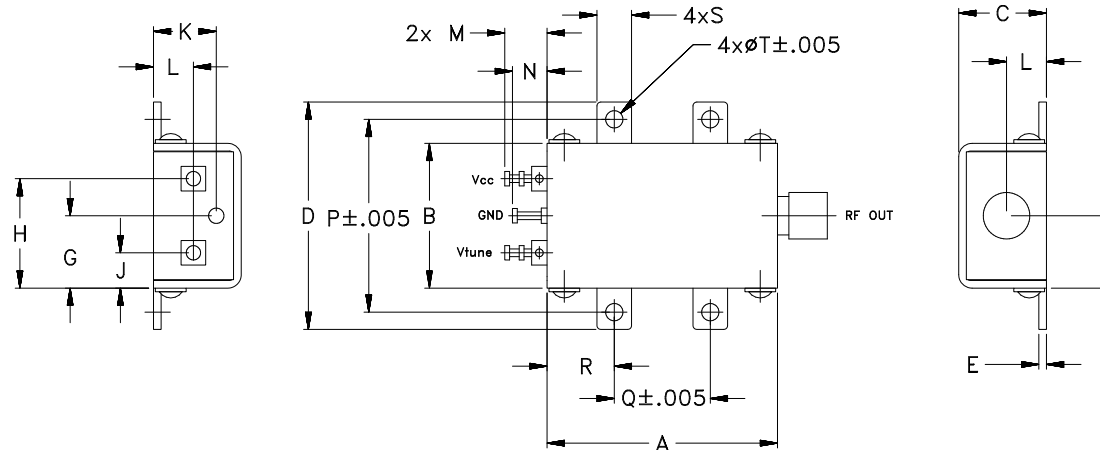
MODEL NO.	FREQ. (MHz)		POWER OUTPUT (dBm)	PHASE NOISE dBc/Hz SSB at offset frequencies, kHz				TUNING				NON HARMONIC SPURIOUS (dBc)	HARMONICS (dBc)		PULLING pk-pk @ 12 dB (MHz)	PUSHING (MHz/V)	DC OPERATING POWER		
	Min.	Max.		Typ.	1	10	100	1000	VOLTAGE RANGE (V)	SENSI-TIVITY (MHz/V)	PORT CAP (pF)		3 dB MODULATION BANDWIDTH (MHz)	Typ.			Typ.	Max.	Typ.
ZX95-3200C+	3060	3200	+4.7	-85	-113	-133	-152	0.5	18	8 - 13	30	65	-90	-15	-	1	1	8	36

### Maximum Ratings

Operating Temperature	-55°C to 85°C
Storage Temperature	-55°C to 100°C
Absolute Max. Supply Voltage (Vcc)	10V
Absolute Max. Tuning Voltage (Vtune)	20V
All specifications	50 ohm system

Permanent damage may occur if any of these limits are exceeded.

### Outline Drawing



### Outline Dimensions (inch/mm)

A	B	C	D	E	F	G	H	J	K	L	M	N	P	Q	R	S	T	WT.
1.20	.75	.46	1.18	.04	.38	.45	.57	.18	.33	.21	.22	.18	1.00	.50	.35	.18	.106	GRAM
30.48	19.05	11.68	29.97	1.02	9.65	11.43	14.48	4.57	8.38	5.33	5.59	4.57	25.40	12.70	8.89	4.57	2.69	35.0



For detailed performance specs & shopping online see web site

P.O. Box 350166, Brooklyn, New York 11235-0003 (718) 934-4500 Fax (718) 332-4661 The Design Engineers Search Engine Provides ACTUAL Data Instantly at [minicircuits.com](http://minicircuits.com)

**Notes:** 1. Performance and quality attributes and conditions not expressly stated in this specification sheet are intended to be excluded and do not form a part of this specification sheet. 2. Electrical specifications and performance data contained herein are based on Mini-Circuit's applicable established test performance criteria and measurement instructions. 3. The parts covered by this specification sheet are subject to Mini-Circuits standard limited warranty and terms and conditions (collectively, "Standard Terms"); Purchasers of this part are entitled to the rights and benefits contained therein. For a full statement of the Standard Terms and the exclusive rights and remedies thereunder, please visit Mini-Circuits' website at [www.minicircuits.com/MCLStore/terms.jsp](http://www.minicircuits.com/MCLStore/terms.jsp).

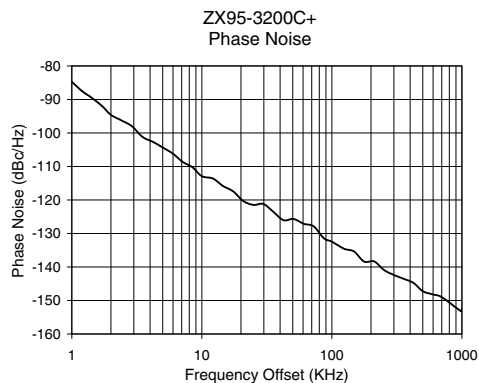
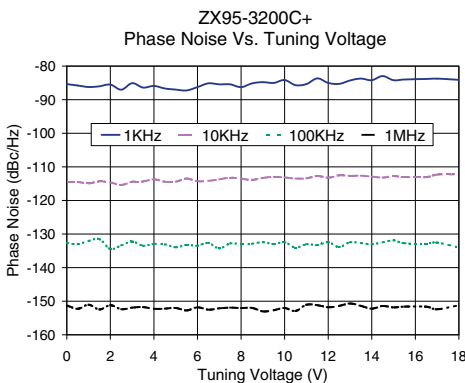
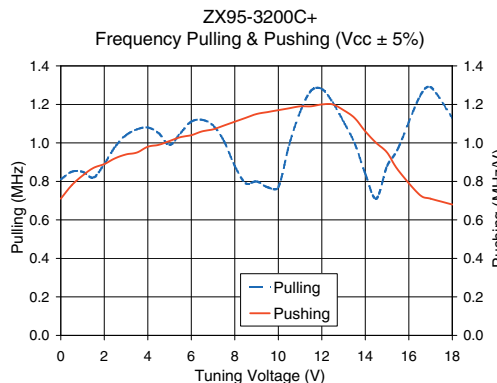
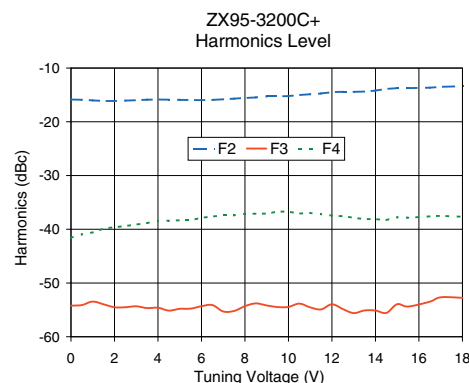
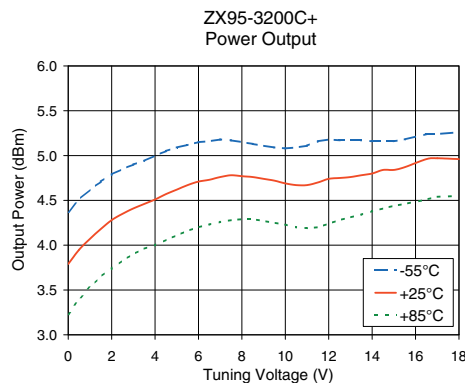
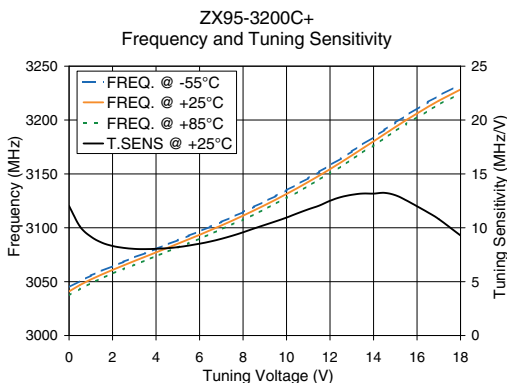
REV. OR  
M120142  
EDR-9426F2  
ZX95-3200C+  
RAV  
090902  
Page 1 of 2

# Performance Data & Curves\*

# ZX95-3200C+

V TUNE	TUNE SENS (MHz/V)	FREQUENCY (MHz)			POWER OUTPUT (dBm)			Icc (mA)	HARMONICS (dBc)			FREQ. PUSH (MHz/V)	FREQ. PULL (MHz)	PHASE NOISE (dBc/Hz) at offsets				FREQ OFFSET (KHz)	PHASE NOISE at 3130 MHz (dBc/Hz)
		-55°C	+25°C	+85°C	-55°C	+25°C	+85°C		F2	F3	F4			1kHz	10kHz	100kHz	1MHz		
0.00	12.02	3044.8	3040.9	3037.2	4.37	3.79	3.23	30.61	-15.9	-54.2	-41.6	0.71	0.81	-85.4	-114.5	-132.6	-151.3	1.0	-84.72
0.50	10.12	3050.6	3046.9	3043.5	4.51	3.95	3.40	30.72	-15.9	-54.1	-40.9	0.78	0.85	-85.8	-114.5	-133.0	-152.3	2.0	-94.59
1.00	9.18	3055.5	3052.0	3048.6	4.62	4.07	3.53	30.80	-16.0	-53.5	-40.6	0.83	0.85	-86.2	-114.9	-132.1	-151.1	3.5	-101.19
2.00	8.31	3064.3	3060.9	3057.5	4.79	4.28	3.74	30.92	-16.1	-54.5	-39.6	0.89	0.89	-85.5	-114.6	-134.4	-151.2	6.0	-106.19
3.00	8.04	3072.5	3069.1	3065.7	4.90	4.41	3.90	31.01	-16.0	-54.3	-39.1	0.94	1.04	-85.1	-114.4	-132.2	-151.9	8.5	-110.29
4.00	8.05	3080.5	3077.1	3073.7	5.00	4.51	4.00	31.07	-15.9	-54.6	-38.4	0.98	1.08	-85.9	-113.7	-133.0	-152.3	10.0	-112.90
5.00	8.20	3088.5	3085.2	3081.7	5.09	4.62	4.11	31.12	-15.9	-54.8	-38.3	1.01	0.99	-87.0	-114.4	-133.9	-152.0	20.8	-120.31
6.00	8.52	3096.8	3093.5	3089.9	5.15	4.71	4.20	31.16	-16.0	-54.3	-37.9	1.04	1.11	-86.2	-114.3	-133.5	-151.8	35.5	-123.54
7.00	8.97	3105.4	3102.1	3098.5	5.18	4.76	4.26	31.18	-15.8	-55.3	-37.4	1.07	1.09	-85.4	-113.7	-134.3	-152.1	60.7	-127.12
8.00	9.58	3114.6	3111.2	3107.6	5.15	4.77	4.29	31.17	-15.6	-54.3	-37.1	1.11	0.88	-86.3	-113.5	-133.0	-152.0	86.7	-131.43
9.00	10.26	3124.4	3121.0	3117.3	5.11	4.74	4.27	31.18	-15.3	-54.2	-37.1	1.15	0.80	-84.8	-113.3	-132.4	-153.0	100.0	-132.44
10.00	10.95	3134.9	3131.4	3127.7	5.08	4.69	4.23	31.20	-15.2	-54.5	-36.7	1.17	0.77	-84.2	-113.1	-132.4	-152.0	148.1	-135.38
10.50	11.34	3140.4	3136.9	3133.2	5.09	4.67	4.20	31.21	-15.0	-53.8	-37.1	1.18	0.99	-85.7	-113.5	-134.1	-152.9	177.0	-138.38
11.00	11.71	3146.1	3142.6	3138.8	5.11	4.67	4.19	31.21	-14.9	-54.5	-37.0	1.19	1.16	-85.4	-113.4	-133.0	-151.1	211.6	-138.34
12.00	12.51	3158.0	3154.4	3150.7	5.18	4.74	4.24	31.22	-14.5	-54.0	-37.5	1.20	1.28	-85.0	-113.3	-132.4	-151.8	302.4	-142.45
13.00	13.06	3170.8	3167.1	3163.4	5.17	4.76	4.31	31.16	-14.4	-55.6	-37.9	1.17	1.11	-84.3	-112.7	-132.4	-150.7	355.1	-143.49
14.00	13.17	3184.1	3180.2	3176.5	5.16	4.80	4.38	31.08	-14.2	-55.1	-38.1	1.06	0.84	-84.2	-112.9	-133.1	-152.2	498.5	-147.20
15.00	13.03	3197.6	3193.4	3189.7	5.16	4.84	4.44	30.99	-13.7	-53.9	-37.8	0.95	0.88	-84.2	-112.7	-131.9	-151.8	595.9	-148.19
17.00	10.80	3222.5	3217.9	3214.3	5.24	4.97	4.54	30.90	-13.5	-52.7	-37.5	0.71	1.29	-83.7	-112.3	-132.5	-152.4	982.3	-153.16
18.00	9.29	3233.0	3228.4	3224.7	5.26	4.96	4.55	30.86	-13.4	-52.8	-37.7	0.68	1.13	-84.1	-112.3	-134.0	-151.2	1000.0	-152.51

\*at 25°C unless mentioned otherwise



For detailed performance specs & shopping online see web site

P.O. Box 350166, Brooklyn, New York 11235-0003 (718) 934-4500 Fax (718) 332-4661 The Design Engineers Search Engine Provides ACTUAL Data Instantly at [minicircuits.com](http://minicircuits.com)

Notes: 1. Performance and quality attributes and conditions not expressly stated in this specification sheet are intended to be excluded and do not form a part of this specification sheet. 2. Electrical specifications and performance data contained herein are based on Mini-Circuit's applicable established test performance criteria and measurement instructions. 3. The parts covered by this specification sheet are subject to Mini-Circuits standard limited warranty and terms and conditions (collectively, "Standard Terms"); Purchasers of this part are entitled to the rights and benefits contained therein. For a full statement of the Standard Terms and the exclusive rights and remedies thereunder, please visit Mini-Circuits' website at [www.minicircuits.com/MCLStore/terms.jsp](http://www.minicircuits.com/MCLStore/terms.jsp).