

Low Noise Amplifier

ZX60-0916LN+

50Ω

824 to 960 MHz

Features

- Ultra low noise figure, 0.55 dB typ.
- High gain, 18 dB typ.
- Output power, up to +16.5 dBm typ.
- Low current consumption
- Good return loss
- Unconditionally stable
- Protected by US patent 6,790,049

Applications

- Base transceiver station, tower mounted amplifier, repeater
- CDMA: 824 to 894 MHz
- GSM Rx: 880 to 915 MHz
- GSM Tx: 925 to 960 MHz
- General purpose low noise amplifier
- Lab
- Instrumentation
- Test equipment

Electrical Specifications at 25°C

Parameter	Condition (MHz)	Min.	Typ.	Max.	Units
Frequency Range		824		960	MHz
Noise Figure	824 - 960		0.55	0.80	dB
	824 - 894		0.60	0.80	
	880 - 915		0.55	0.70	
	925 - 960		0.55	0.70	
Gain	824 - 960	16.5	18.0		dB
	824 - 894	16.5	18.0		
	880 - 915	16.5	18.0		
	925 - 960	16.5	17.5		
Gain Flatness	824 - 960		± 0.6	± 1.2	dB
	824 - 894		± 0.4	± 0.8	
	880 - 915		± 0.2	± 0.4	
	925 - 960		± 0.2	± 0.4	
Output Power at 1dB compression	824 - 960	15.5	16.5		dBm
	824 - 894	15.5	16.5		
	880 - 915	15.5	16.5		
	925 - 960	15.5	16.5		
Output third order intercept point	824 - 960		30		dBm
	824 - 894		30		
	880 - 915		30		
	925 - 960		30		
Input VSWR	824 - 960		1.2		:1
	824 - 894		1.2		
	880 - 915		1.2		
	925 - 960		1.1		
Output VSWR	824 - 960		1.4		:1
	824 - 894		1.3		
	880 - 915		1.4		
	925 - 960		1.5		
Active Directivity	824 - 960		6.7		dB
DC Supply Voltage			5		V
Supply Current			40	45	mA



Case Style: GA955

Connectors	Model	Price	Qty.
SMA	ZX60-0916LN-S+	\$39.95 ea.	(1-9)

+ RoHS compliant in accordance with EU Directive (2002/95/EC)

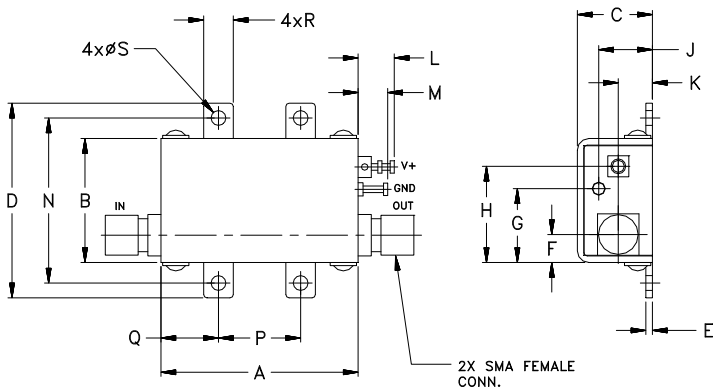
The +Suffix has been added in order to identify RoHS Compliance. See our web site for RoHS Compliance methodologies and qualifications.

Maximum Ratings

Parameter	Ratings
Operating Temperature	-40°C to 85°C Case
Storage Temperature	-55°C to 100°C
DC Voltage	5.5 V
Input RF Power (no damage)	+10 dBm
Power Consumption	250 mW

Permanent damage may occur if any of these limits are exceeded.

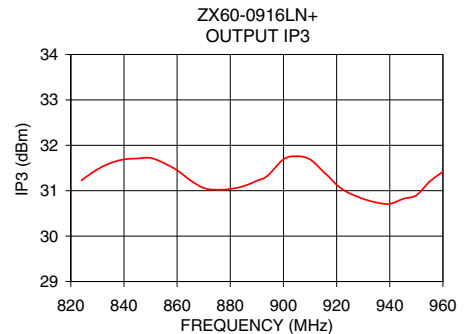
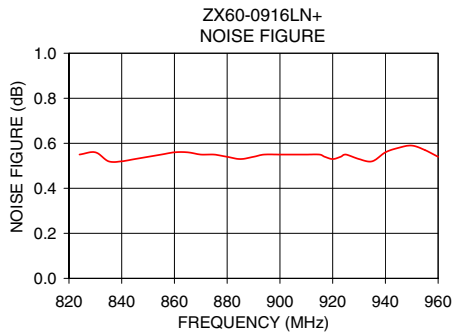
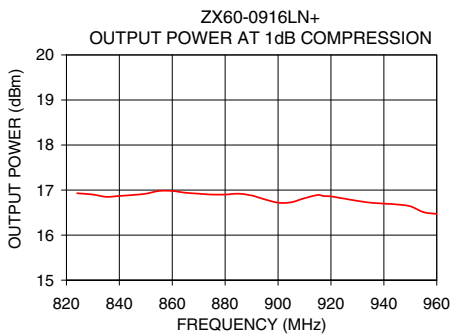
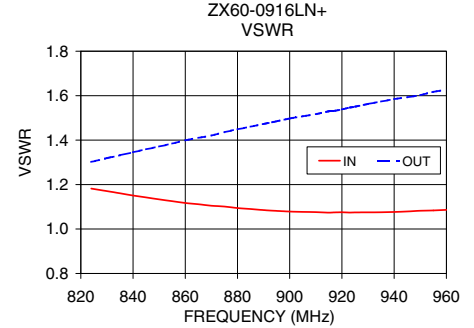
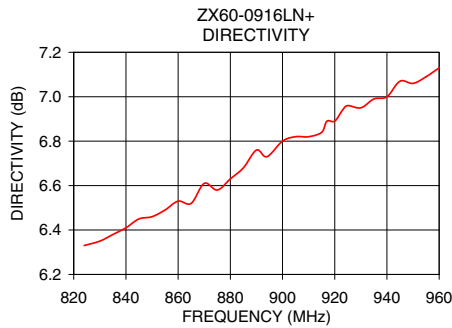
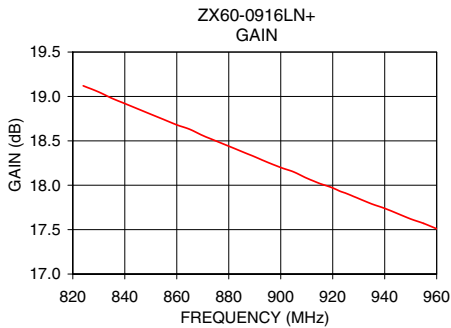
Outline Drawing



Outline Dimensions (inch/mm)

A	B	C	D	E	F	G	H	J	K	L	M	N	P	Q	R	S	wt.
1.20	.75	.46	1.18	.04	.17	.45	.59	.33	.21	.22	.18	1.00	.50	.35	.18	.106	grams
30.48	19.05	11.68	29.97	1.02	4.32	11.43	14.99	8.38	5.33	5.59	4.57	25.40	12.70	8.89	4.57	2.69	35.0

FREQUENCY (MHz)	GAIN (dB)	DIRECTIVITY (dB)	VSWR IN (:1)	VSWR OUT (:1)	POWER OUT @ 1dB COMPRESSION (dBm)	OUTPUT IP3 (dBm)	NF (dB)
824.00	19.12	6.33	1.18	1.30	16.93	31.23	0.55
830.00	19.05	6.35	1.17	1.32	16.90	31.47	0.56
835.00	18.98	6.38	1.16	1.33	16.85	31.61	0.52
845.00	18.86	6.45	1.14	1.36	16.89	31.71	0.53
850.00	18.80	6.46	1.13	1.37	16.92	31.72	0.54
855.00	18.74	6.49	1.13	1.38	16.98	31.61	0.55
860.00	18.68	6.53	1.12	1.40	16.98	31.45	0.56
870.00	18.56	6.61	1.10	1.42	16.92	31.06	0.55
875.00	18.50	6.58	1.10	1.44	16.90	31.02	0.55
880.00	18.44	6.63	1.09	1.45	16.90	31.04	0.54
885.00	18.38	6.68	1.09	1.46	16.92	31.10	0.53
894.00	18.27	6.73	1.08	1.48	16.81	31.33	0.55
900.00	18.20	6.80	1.08	1.50	16.72	31.69	0.55
905.00	18.15	6.82	1.08	1.51	16.73	31.76	0.55
915.00	18.02	6.84	1.07	1.53	16.89	31.42	0.55
925.00	17.91	6.96	1.07	1.55	16.81	30.94	0.55
930.00	17.85	6.95	1.07	1.56	16.76	30.82	0.53
935.00	17.79	6.99	1.08	1.57	16.72	30.74	0.52
945.00	17.68	7.07	1.08	1.59	16.68	30.82	0.58
960.00	17.51	7.13	1.09	1.63	16.47	31.42	0.54



For detailed performance specs & shopping online see web site

P.O. Box 350166, Brooklyn, New York 11235-0003 (718) 934-4500 Fax (718) 332-4661 The Design Engineers Search Engine Provides ACTUAL Data Instantly at minicircuits.com

Notes: 1. Performance and quality attributes and conditions not expressly stated in this specification sheet are intended to be excluded and do not form a part of this specification sheet. 2. Electrical specifications and performance data contained herein are based on Mini-Circuit's applicable established test performance criteria and measurement instructions. 3. The parts covered by this specification sheet are subject to Mini-Circuits standard limited warranty and terms and conditions (collectively, "Standard Terms"); Purchasers of this part are entitled to the rights and benefits contained therein. For a full statement of the Standard Terms and the exclusive rights and remedies thereunder, please visit Mini-Circuits' website at www.minicircuits.com/MCLStore/terms.jsp.