

Coaxial

Power Splitter/Combiner

ZSCQ-2-90

2 Way-90° 50Ω 55 to 90 MHz



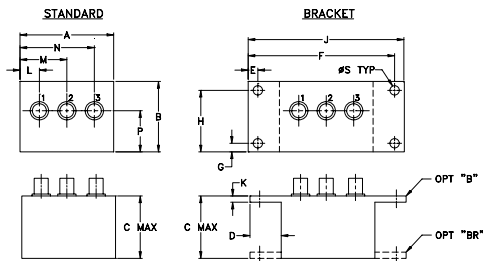
Maximum Ratings

Operating Temperature	-55°C to 100°C
Storage Temperature	-55°C to 100°C
Power Input (as a splitter)	1W max.
Internal Dissipation	0.125W max.
Permanent damage may occur if any of these limits are exceeded.	

Pin Connections

SUM PORT	2
PORT 1 (0°)	1
PORT 2 (+90°)	3

Outline Drawing



Outline Dimensions (inch/mm)

A	B	C	D	E	F	G	H
2.25	1.38	1.24	.50	.150	3.100	.138	1.238
57.15	35.05	31.50	12.70	3.81	78.74	3.51	31.45

J	K	L	M	N	P	S	wt
3.25	.10	.40	1.15	1.86	.64	.150	grams
82.55	2.54	10.16	29.21	47.24	16.26	3.81	74.0

Features

- low insertion loss, 0.3 dB typ.
- high isolation, 30 dB typ.
- rugged shielded case

Applications

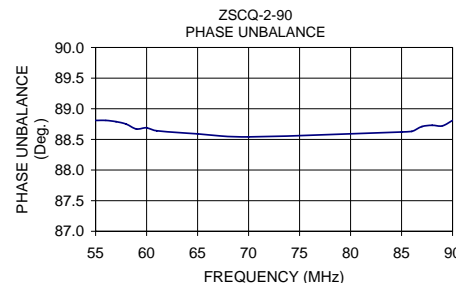
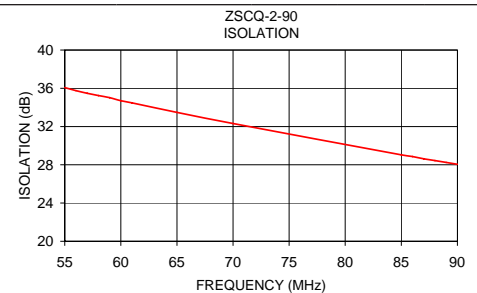
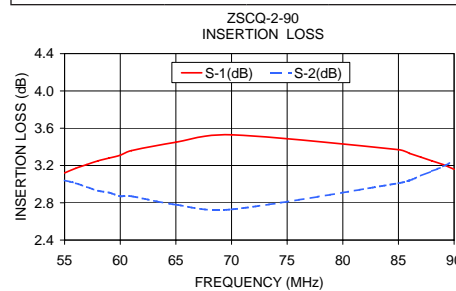
- VHF
- test set-ups

Electrical Specifications

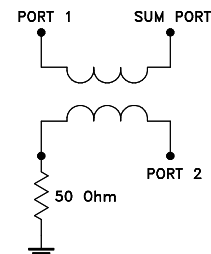
FREQ. RANGE (MHz)	ISOLATION (dB)		INSERTION LOSS (dB) Avg. of Coupled Outputs less 3 dB		PHASE UNBALANCE (Degrees)	AMPLITUDE UNBALANCE (dB)
	Typ.	Min.	Typ.	Max.		
f _L -f _U					Max.	Max.
55-90	30	20	0.3	0.7	3.0	1.2

Typical Performance Data

Frequency (MHz)	Insertion Loss (dB)		Amplitude Unbalance (dB)	Isolation (dB)	Phase Unbalance (deg.)	VSWR S	VSWR 1	VSWR 2
	S-1	S-2						
55.00	3.12	3.04	0.07	36.07	88.81	1.02	1.00	1.04
56.00	3.17	3.01	0.16	35.75	88.81	1.02	1.00	1.04
57.00	3.21	2.97	0.24	35.48	88.79	1.02	1.00	1.05
58.00	3.25	2.93	0.32	35.24	88.75	1.02	1.00	1.05
59.00	3.28	2.91	0.38	35.02	88.67	1.02	1.00	1.05
60.00	3.31	2.87	0.44	34.70	88.69	1.02	1.00	1.05
61.00	3.36	2.87	0.50	34.47	88.64	1.02	1.00	1.05
65.00	3.45	2.78	0.67	33.48	88.59	1.02	1.00	1.06
70.00	3.53	2.73	0.79	32.32	88.54	1.01	1.01	1.07
85.00	3.37	3.01	0.36	29.04	88.62	1.02	1.02	1.11
86.00	3.33	3.04	0.29	28.86	88.63	1.02	1.02	1.11
87.00	3.29	3.09	0.20	28.63	88.71	1.02	1.03	1.12
88.00	3.25	3.14	0.11	28.44	88.73	1.02	1.03	1.12
89.00	3.21	3.19	0.02	28.25	88.72	1.02	1.03	1.13
90.00	3.16	3.25	0.10	28.05	88.81	1.02	1.03	1.13



electrical schematic



P.O. Box 358981, Brooklyn, New York 11235-8908 (718) 951-8800 Fax: (718) 352-4801 For detailed performance specs & shipping rates see Mini-Circuits web site
 The Design Engineers Specialize in Providing ACTUAL Data Directly From MINI-CIRCUITS At: www.minicircuits.com

IF/RF MICROWAVE COMPONENTS



REV. OR
 M98046
 ZMSCQ-2-90
 HY/TD/CP
 070319