

Coaxial Voltage Controlled Oscillator

ZOS-1025+

Dual Output 685 to 1025 MHz

Features

- wide bandwidth
- linear tuning
- excellent harmonic suppression, -25 dBc typ.
- rugged shielded case
- protected by US Patent, 6,943,629

Applications

- auxiliary output freq. monitoring
- load insensitive source



CASE STYLE: BR386			
Connectors	Model	Price	Qty.
SMA	ZOS-1025+	\$119.95	(1-9)

+ RoHS compliant in accordance with EU Directive (2002/95/EC)

The +Suffix has been added in order to identify RoHS Compliance. See our web site for RoHS Compliance methodologies and qualifications.

Electrical Specifications

FREQUENCY (MHz)		POWER OUTPUT (dBm) Typ.		TUNING VOLTAGE (V)		PHASE NOISE (dBc/Hz) SSB at offset frequencies: Typ.			PULLING (MHz) pk-pk (open/short)	PUSHING (MHz/V)	TUNING SENSITIVITY (MHz/V)	HARMONICS (dBc)		3 dB MODULATION BANDWIDTH (MHz)	DC OPERATING POWER	
Min.	Max.	Main	Aux.	Min.	Max.	10 kHz	100 kHz	1 MHz	Typ.	Typ.	Typ.	Typ.	Max.	Typ.	V _{cc} (volts)	Current (mA) Max.
685	1025	+8	-13	1	16	-92	-112	-136	0.051	1.00	30	-25	-18	0.1	12	140

Maximum Ratings

Operating Temperature -55°C to 85°C

Storage Temperature -55°C to 100°C

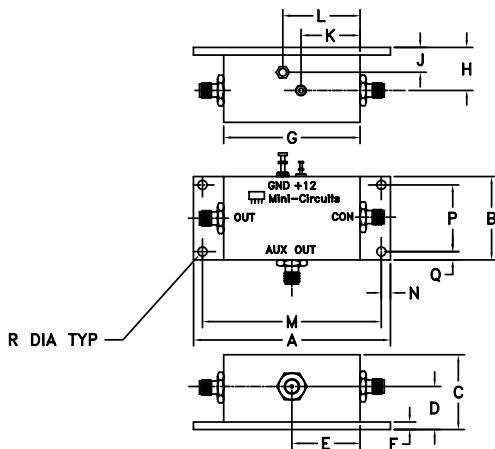
Absolute Max. Supply Voltage (V_{cc}) +16V

Absolute Max. Tuning Voltage (V_{tune}) +18V

all specifications: 50 ohm system

Permanent damage may occur if any of these limits are exceeded.

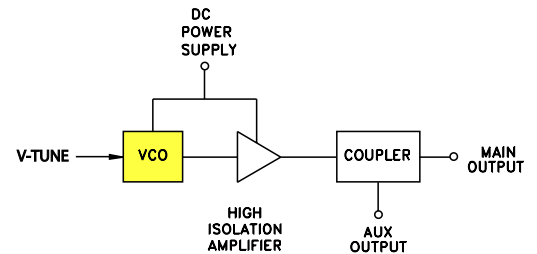
Outline Drawing



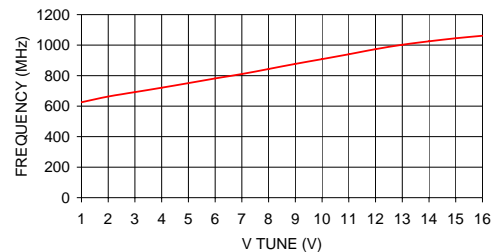
Outline Dimensions (inch/mm)

A	B	C	D	E	F	G	H	J	K	L	M	N	P	Q	R	wt
3.25	1.38	1.25	.71	1.13	.125	2.25	.71	.41	.98	1.28	2.950	.15	1.100	.14	.150	grams
82.55	35.05	31.75	18.03	28.70	3.18	57.15	18.03	10.41	24.89	32.51	74.93	3.81	27.94	3.56	3.81	180

electrical schematic



ZOS-1025+
FREQUENCY vs. TUNING VOLTAGE



Mini-Circuits®

ISO 9001 ISO 14001 AS 9100 CERTIFIED

The Design Engineers Search Engine



Provides ACTUAL Data Instantly at minicircuits.com

P.O. Box 350166, Brooklyn, New York 11235-0003 (718) 934-4500 Fax (718) 332-4661

IF/IRF MICROWAVE COMPONENTS

For detailed performance specs & shopping online see web site

Notes: 1. Performance and quality attributes and conditions not expressly stated in this specification sheet are intended to be excluded and do not form a part of this specification sheet. 2. Electrical specifications and performance data contained herein are based on Mini-Circuits' applicable established test performance criteria and measurement instructions. 3. The parts covered by this specification sheet are subject to Mini-Circuits standard limited warranty and terms and conditions (collectively, "Standard Terms"); Purchasers of this part are entitled to the rights and benefits contained therein. For a full statement of the Standard Terms and the exclusive rights and remedies thereunder, please visit Mini-Circuits' website at www.minicircuits.com/MCLStore/terms.jsp.

REV. B
M121747
ZOS-1025+
SK/TD/CP/AM
091223