

Coaxial

Power Splitter/Combiner

ZMSCQ-2-180

2 Way-90° 50Ω 120 to 180 MHz



Maximum Ratings

Operating Temperature	-55°C to 100°C
Storage Temperature	-55°C to 100°C
Power Input (as a splitter)	1W max.
Internal Dissipation	0.125W max.

Permanent damage may occur if any of these limits are exceeded.

Coaxial Connections

SUM PORT	2
PORT 1 (0°)	1
PORT 2 (+90°)	3

Features

- low insertion loss, 0.3 dB typ.
- high isolation, 23 dB typ.
- rugged shielded case

Applications

- VHF
- test set-ups

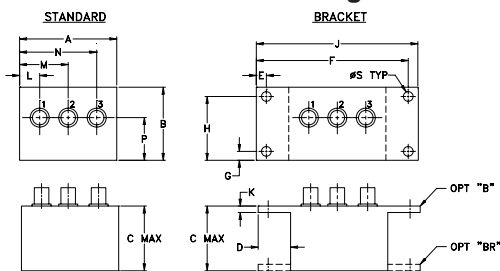
CASE STYLE: M21

Connectors	Model	Price	Qty.
SMA	ZMSCQ-2-180	\$61.95	(1-9)
BRACKET (OPTION "B")		\$5.00	(1+)
BRACKET (OPTION "BR")		\$1.50	(1+)

Electrical Specifications

FREQ. RANGE (MHz)	ISOLATION (dB)		INSERTION LOSS (dB) Avg. of Coupled Outputs less 3 dB		PHASE UNBALANCE (Degrees)	AMPLITUDE UNBALANCE (dB)
	Typ.	Min.	Typ.	Max.	Max.	Max.
f_L - f_U						
120-180	23	15	0.3	0.7	4.0	1.2

Outline Drawing



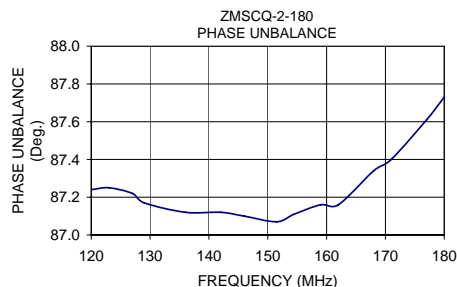
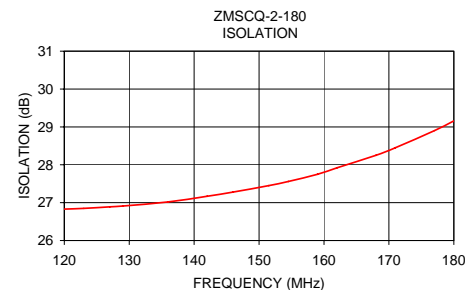
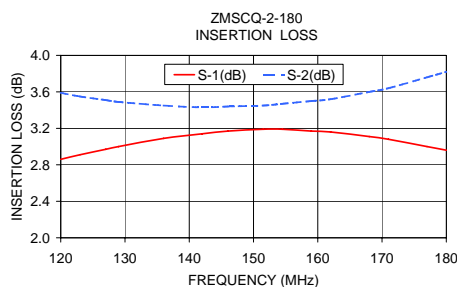
Outline Dimensions (inch/mm)

A	B	C	D	E	F	G	H
1.50	1.13	1.00	.50	.155	2.345	.138	.987
38.10	28.70	25.40	12.70	3.94	59.56	3.51	25.07

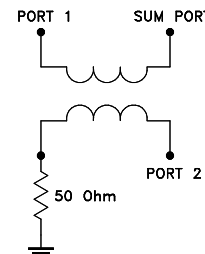
J	K	L	M	N	P	S	wt
2.50	.10	.31	.75	1.19	.66	.150	grams
63.50	2.54	7.87	19.05	30.23	16.76	3.81	40.0

Typical Performance Data

Frequency (MHz)	Insertion Loss (dB)		Amplitude Unbalance (dB)	Isolation (dB)	Phase Unbalance (deg.)	VSWR S	VSWR 1	VSWR 2
	S-1	S-2						
120.00	2.86	3.59	0.73	26.83	87.24	1.10	1.13	1.10
123.00	2.91	3.55	0.64	26.85	87.25	1.10	1.13	1.10
127.00	2.97	3.51	0.54	26.89	87.22	1.10	1.13	1.11
129.00	3.00	3.49	0.49	26.91	87.17	1.10	1.13	1.11
136.00	3.09	3.45	0.36	27.02	87.12	1.11	1.12	1.11
142.00	3.14	3.43	0.29	27.17	87.12	1.11	1.12	1.12
146.00	3.17	3.44	0.27	27.28	87.10	1.11	1.12	1.12
151.50	3.19	3.45	0.26	27.45	87.07	1.11	1.12	1.13
154.50	3.19	3.47	0.28	27.56	87.11	1.11	1.13	1.13
159.00	3.17	3.50	0.33	27.75	87.16	1.11	1.13	1.13
162.00	3.16	3.52	0.36	27.92	87.16	1.11	1.13	1.14
168.00	3.11	3.60	0.49	28.25	87.34	1.11	1.13	1.14
171.00	3.08	3.64	0.56	28.45	87.40	1.11	1.13	1.15
177.00	3.00	3.76	0.75	28.90	87.61	1.12	1.13	1.15
180.00	2.96	3.82	0.86	29.16	87.73	1.12	1.14	1.16



electrical schematic



For detailed performance specs & shopping online see web site



P.O. Box 350166, Brooklyn, New York 11235-0003 (718) 934-4500 Fax (718) 332-4661

Notes: 1. Performance and quality attributes and conditions not expressly stated in this specification sheet are intended to be excluded and do not form a part of this specification sheet. 2. Electrical specifications and performance data contained herein are based on Mini-Circuit's applicable established test performance criteria and measurement instructions. 3. The parts covered by this specification sheet are subject to Mini-Circuits standard limited warranty and terms and conditions (collectively, "Standard Terms"); Purchasers of this part are entitled to the rights and benefits contained therein. For a full statement of the Standard Terms and the exclusive rights and remedies thereunder, please visit Mini-Circuits' website at www.minicircuits.com/MCLStore/terms.jsp.

REV. OR
M98046
ZMSCQ-2-180
HY/TD/CP/AM
090824