

Push-Pull

Wideband Amplifier

ZHL-122LM+

50Ω 40 to 1200 MHz



Case Style: S860

The Big Deal

- Ultra low second harmonic, very high output IP2, 76 dBm typ.
- Excellent output IP3, 42 dBm typ.
- Output power at 1 dB compression, 23 dBm typ.
- Very low cost, \$79.95 typ. (qty. 1)

Product Overview

The ZHL-122LM+ is a high-performance, push-pull amplifier featuring very low second- and third-order distortion products across its 40-1200 MHz bandwidth. Designed for a 6V/260 mA typ. power supply, with SMA connectors in/out, it's a high-value, low-cost solution providing a 12-dB gain for instrumentation, cellular, ISM, and UHF applications. The rugged, aluminum alloy case measures 3.75 x 2.0 x 0.80" high.

Feature	Advantages
Ultra low second harmonic, -75 dBc typ. at 5 dBm output	Exceptionally low second order harmonic distortion
Very high output IP2, 76 dBm typ	Very high linearity across entire 40-1200 MHz bandwidth
Excellent output IP3, 42 dBm typ	Excellent suppression of unwanted intermods in the presence of multi carriers
Output power 23 dBm typ	Appropriate signal strength for the coaxial portions of hybrid and FTTH systems, as well as many TETRA and LTE applications
Flat gain, 12.6 ± 1.5 dB	Ideal for applications requiring consistent, repeatable amplification across a wide range of frequencies

 **Mini-Circuits®**
ISO 9001 ISO 14001 AS 9100 CERTIFIED

For detailed performance specs
& shopping online see web site

P.O. Box 350166, Brooklyn, New York 11235-0003 (718) 934-4500 Fax (718) 332-4661 The Design Engineers Search Engine  Provides ACTUAL Data Instantly at minicircuits.com
IF/RF MICROWAVE COMPONENTS

Notes: 1. Performance and quality attributes and conditions not expressly stated in this specification sheet are intended to be excluded and do not form a part of this specification sheet. 2. Electrical specifications and performance data contained herein are based on Mini-Circuit's applicable established test performance criteria and measurement instructions. 3. The parts covered by this specification sheet are subject to Mini-Circuits standard limited warranty and terms and conditions (collectively, "Standard Terms"); Purchasers of this part are entitled to the rights and benefits contained therein. For a full statement of the Standard Terms and the exclusive rights and remedies thereunder, please visit Mini-Circuits' website at www.minicircuits.com/MCLStore/terms.jsp.

Push-Pull Wideband Amplifier

ZHL-122LM+

50Ω 40 to 1200 MHz

Features

- Ultra low second harmonic, -75 dBc typ. at 5 dBm output
- Very high output IP2, 76 dBm typ.
- Excellent output IP3, 42 dBm typ.
- Output power, 23 dBm.

Applications

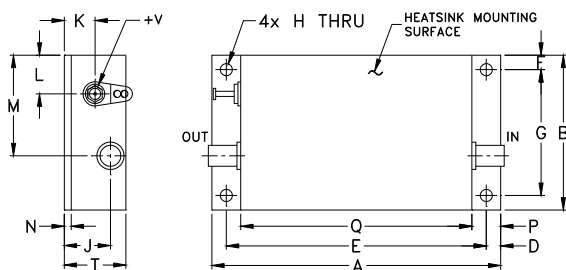
- Instrumentation
- Base stations
- Cellular
- FTTH

Electrical Specifications at 25°C

Parameter	Condition (MHz)	Min	Typ.	Max.	Units
Frequency Range		40		1200	MHz
Gain	40	12.7	14.2	—	dB
	700	10.8	12.3	—	
	1000	10.4	11.9	—	
	1200	9.5	11.0	—	
Output Power at 1dB compression	40	22.5	24	—	dBm
	700	21.5	23	—	
	1000	21.0	23	—	
	1200	19.5	21.5	—	
Output third order intercept point IP3*	40	—	42	—	dBm
	700	—	40	—	
	1000	—	40	—	
	1200	—	37	—	
Output second order intercept point IP2*	40	—	81	—	dBm
	700	—	70	—	
	1000	—	66	—	
	1200	—	61	—	
Noise Figure	40-1200	—	3.9	5.0	dB
Input VSWR	40-1200	—	1.5	—	:1
Output VSWR	40-1200	—	1.5	—	:1
DC Supply Voltage	40-1200	—	6.0	6.5	V
Supply Current	40-1200	200	260	360	mA

*Two tones, spaced 1 MHz apart, 5 dBm/tone at output.

Outline Drawing



Outline Dimensions (inch/mm)

A	B	D	E	F	G	H	J	K	L	M	N	P	Q	T	wt
3.75	2.00	.19	3.375	.19	1.625	.144	.50	.40	.50	1.30	.10	.38	3.00	.80	grams
95.25	50.80	4.83	85.73	4.83	41.28	3.66	12.70	10.16	12.70	33.02	2.54	9.65	76.20	20.32	150.0

Maximum Ratings

Parameter	Ratings
Operating Temperature	-40°C to 65°C Case
Case Temperature	+65°C
Storage Temperature	-55°C to 100°C
DC Voltage	7V
Input RF Power (no damage)	24dBm

Permanent damage may occur if any of these limits are exceeded.



P.O. Box 350166, Brooklyn, New York 11235-0003 (718) 934-4500 Fax (718) 332-4661 The Design Engineers Search Engine Provides ACTUAL Data Instantly at minicircuits.com

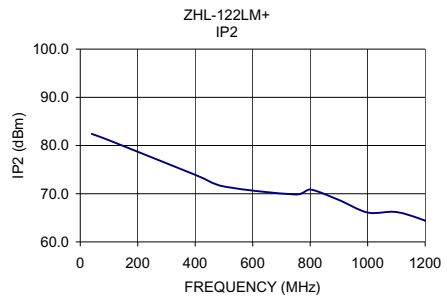
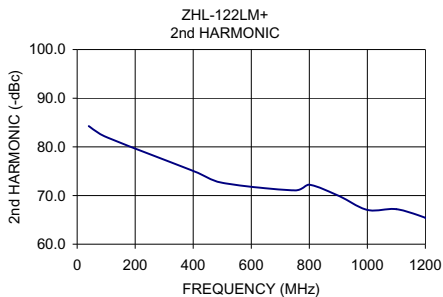
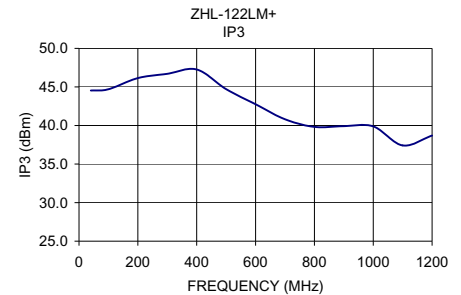
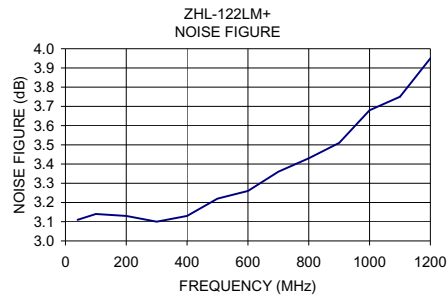
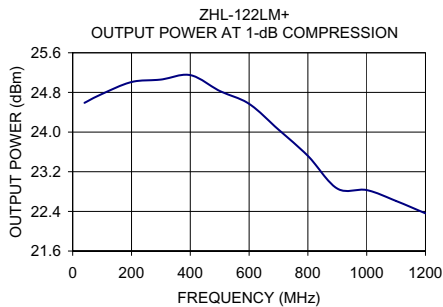
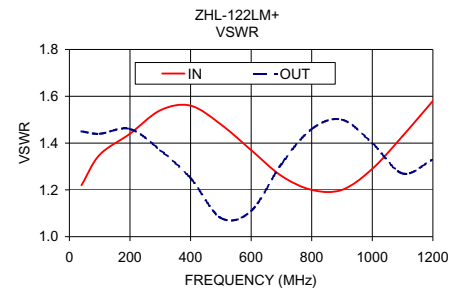
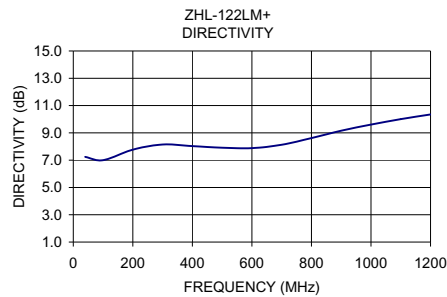
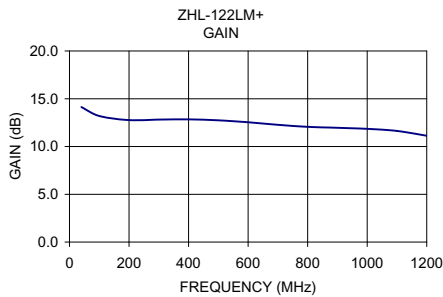
IF/RF MICROWAVE COMPONENTS

For detailed performance specs & shopping online see web site

REV. OR
M127027
ZHL-122LM+
ED-11699C/4
WZ/CP/AM
110816
Page 2

Notes: 1. Performance and quality attributes and conditions not expressly stated in this specification sheet are intended to be excluded and do not form a part of this specification sheet. 2. Electrical specifications and performance data contained herein are based on Mini-Circuit's applicable established test performance criteria and measurement instructions. 3. The parts covered by this specification sheet are subject to Mini-Circuit's standard limited warranty and terms and conditions (collectively, "Standard Terms"); Purchasers of this part are entitled to the rights and benefits contained therein. For a full statement of the Standard Terms and the exclusive rights and remedies thereunder, please visit Mini-Circuit's website at www.minicircuits.com/MCLStore/terms.jsp.

FREQUENCY (MHz)	GAIN (dB)	DIRECTIVITY (dB)	VSWR (:1)		NOISE FIGURE (dB)	POUT at 1dB COMPR. (dBm)	OUTPUT IP3 (dBm)
	6V	6V	IN	OUT	6V	6V	6V
40.00	14.13	7.24	1.22	1.45	3.11	24.59	44.54
100.00	13.20	7.00	1.35	1.44	3.14	24.77	44.70
200.00	12.77	7.77	1.44	1.46	3.13	25.01	46.15
300.00	12.82	8.15	1.54	1.37	3.10	25.06	46.70
400.00	12.84	8.03	1.56	1.25	3.13	25.15	47.26
500.00	12.74	7.91	1.48	1.08	3.22	24.83	44.71
600.00	12.54	7.88	1.37	1.11	3.26	24.57	42.76
700.00	12.27	8.13	1.26	1.31	3.36	24.05	40.81
800.00	12.06	8.62	1.20	1.46	3.43	23.52	39.82
900.00	11.96	9.16	1.20	1.50	3.51	22.86	39.91
1000.00	11.85	9.61	1.29	1.40	3.68	22.83	39.88
1100.00	11.63	10.01	1.43	1.27	3.75	22.61	37.42
1200.00	11.13	10.35	1.58	1.33	3.95	22.36	38.70



For detailed performance specs & shopping online see web site

P.O. Box 350166, Brooklyn, New York 11235-0003 (718) 934-4500 Fax (718) 332-4661 The Design Engineers Search Engine Provides ACTUAL Data Instantly at minicircuits.com

Notes: 1. Performance and quality attributes and conditions not expressly stated in this specification sheet are intended to be excluded and do not form a part of this specification sheet. 2. Electrical specifications and performance data contained herein are based on Mini-Circuit's applicable established test performance criteria and measurement instructions. 3. The parts covered by this specification sheet are subject to Mini-Circuits standard limited warranty and terms and conditions (collectively, "Standard Terms"); Purchasers of this part are entitled to the rights and benefits contained therein. For a full statement of the Standard Terms and the exclusive rights and remedies thereunder, please visit Mini-Circuits' website at www.minicircuits.com/MCLStore/terms.jsp.