

# Coaxial Power Splitter/Combiner

## ZFSC-8-43+

8 Way-0° 50Ω 10 to 1000 MHz



### Maximum Ratings

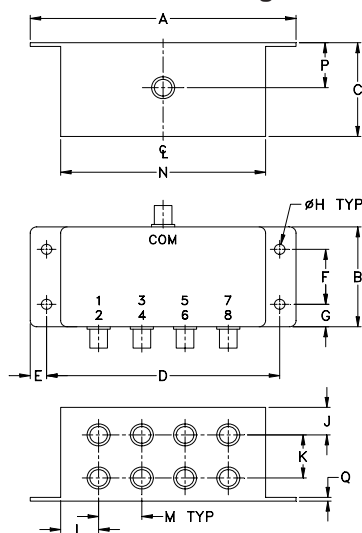
Operating Temperature	-55°C to 100°C
Storage Temperature	-55°C to 100°C
Power Input (as a splitter)	1W max.
Internal Dissipation	0.62W max.

Permanent damage may occur if any of these limits are exceeded.

### Coaxial Connections

SUM PORT	S(COM)
PORT 1,2,3,4,5,6,7,8	1,2,3,4,5,6,7,8

### Outline Drawing



### Outline Dimensions (inch/mm)

A	B	C	D	E	F	G	H
4.06	1.60	1.50	3.56	.24	.88	.36	.160
103.12	40.64	38.10	90.42	6.10	22.35	9.14	4.06
J	K	L	M	N	P	Q	wt.
.40	.69	.58	.66	3.13	.72	.06	grams
10.16	17.53	14.73	16.76	79.50	18.29	1.52	200

### Features

- wideband, 10 to 1000 MHz
- good isolation, 25 dB typ.
- rugged shielded case

### Applications

- VHF/UHF
- cellular
- signal processing
- communication systems

BNC version shown  
CASE STYLE: R29

Connectors	Model	Price	Qty.
BNC	ZFSC-8-43+	\$138.95	(1-9)
SMA	ZFSC-8-43-S+	\$163.95	(1-9)

+ RoHS compliant in accordance with EU Directive (2002/95/EC)

The +Suffix has been added in order to identify RoHS Compliance. See our web site for RoHS Compliance methodologies and qualifications.

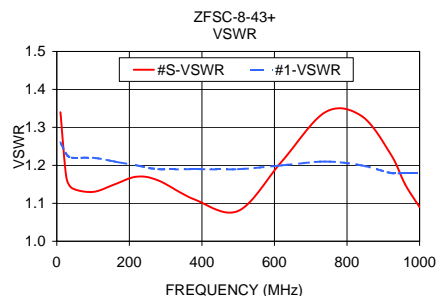
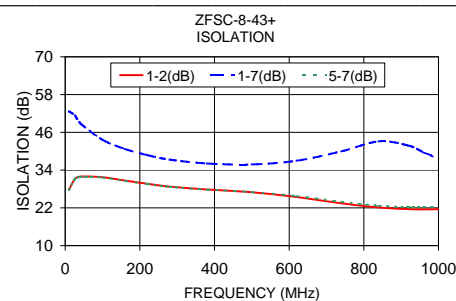
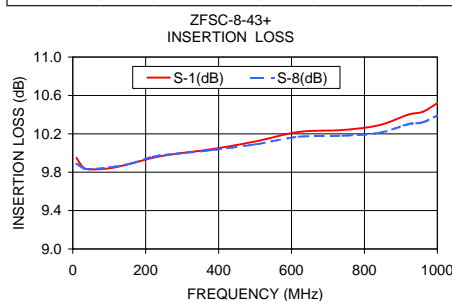
### Electrical Specifications

FREQ. RANGE (MHz)	ISOLATION (dB)			INSERTION LOSS (dB) ABOVE 9.0 dB			PHASE UNBALANCE (Degrees)			AMPLITUDE UNBALANCE (dB)				
	L	M	U	L	M	U	L	M	U	L	M	U		
$f_L$ - $f_U$	Typ.	Min.	Typ. Min.	Typ.	Max.	Typ. Max.	Max.	Max.	Max.	Max.	Max.	Max.		
10-1000	23	20	25 20	26	20	1.0 1.6	1.4 2.1	2.1 2.9	5	10	20	0.4	0.4	0.7

L = low range [ $f_L$  to 10  $f_L$ ] M = mid range [10  $f_L$  to  $f_U/2$ ] U = upper range [ $f_U/2$  to  $f_U$ ]

### Typical Performance Data

Freq. (MHz)	Insertion Loss (dB)						Amp. Unbal. (dB)	Isolation (dB)				Phase Unbal. (deg.)	VSWR S	VSWR 1	VSWR 8
	S-1	S-2	S-3	S-4	S-6	S-8		1-2	1-7	3-4	5-7				
10.00	9.95	9.94	9.95	9.94	9.89	9.89	0.07	27.78	52.68	27.78	27.70	0.12	1.34	1.26	1.25
26.00	9.86	9.86	9.86	9.86	9.85	9.85	0.02	31.14	51.33	31.16	31.08	0.21	1.17	1.23	1.23
42.00	9.83	9.84	9.84	9.83	9.83	9.83	0.01	31.95	48.73	31.96	31.83	0.18	1.14	1.22	1.22
100.00	9.84	9.84	9.84	9.85	9.85	9.85	0.02	31.74	43.64	31.80	31.64	0.34	1.13	1.22	1.21
160.00	9.89	9.89	9.89	9.89	9.89	9.89	0.02	30.68	40.72	30.81	30.56	0.54	1.15	1.21	1.20
220.00	9.95	9.95	9.96	9.96	9.96	9.96	0.03	29.66	38.76	29.83	29.55	0.78	1.17	1.20	1.19
280.00	9.99	10.00	10.00	10.00	10.00	9.99	0.04	28.77	37.34	28.96	28.65	0.98	1.16	1.19	1.18
380.00	10.04	10.03	10.05	10.05	10.04	10.03	0.06	27.86	36.10	28.11	27.79	1.37	1.11	1.19	1.17
500.00	10.12	10.11	10.16	10.12	10.12	10.09	0.12	26.96	35.80	27.27	27.02	1.77	1.08	1.19	1.16
620.00	10.22	10.21	10.27	10.24	10.24	10.17	0.17	25.42	36.97	25.78	25.71	2.16	1.21	1.20	1.17
740.00	10.24	10.23	10.33	10.27	10.27	10.18	0.25	23.45	39.94	23.83	23.91	2.68	1.34	1.21	1.17
840.00	10.29	10.28	10.40	10.37	10.35	10.21	0.31	22.13	43.13	22.49	22.67	3.18	1.33	1.20	1.17
920.00	10.40	10.37	10.53	10.48	10.45	10.30	0.39	21.60	41.79	21.97	22.23	3.68	1.23	1.18	1.16
960.00	10.43	10.40	10.58	10.52	10.49	10.32	0.43	21.52	39.68	21.88	22.19	4.09	1.15	1.18	1.16
1000.00	10.52	10.46	10.67	10.60	10.56	10.39	0.48	21.57	37.66	21.93	22.30	4.41	1.09	1.18	1.16



### electrical schematic



**Mini-Circuits®**  
ISO 9001 ISO 14001 AS 9100 CERTIFIED  
IFIRF MICROWAVE COMPONENTS

For detailed performance specs & shipping online see web site

P.O. Box 350166, Brooklyn, New York 11235-0003 (718) 934-4500 Fax (718) 332-4661 The Design Engineers Search Engine Provides ACTUAL Data Instantly at [minicircuits.com](http://minicircuits.com)

Notes: 1. Performance and quality attributes and conditions not expressly stated in this specification sheet are intended to be excluded and do not form a part of this specification sheet. 2. Electrical specifications and performance data contained herein are based on Mini-Circuit's applicable established test performance criteria and measurement instructions. 3. The parts covered by this specification sheet are subject to Mini-Circuits standard limited warranty and terms and conditions (collectively, "Standard Terms"); Purchasers of this part are entitled to the rights and benefits contained therein. For a full statement of the Standard Terms and the exclusive rights and remedies thereunder, please visit Mini-Circuits' website at [www.minicircuits.com/MCLStore/terms.jsp](http://www.minicircuits.com/MCLStore/terms.jsp).

REV. D  
M123522  
ZFSC-8-43+  
HY/TD/CP/AM  
090827