

Coaxial Amplifier

ZFL-2500+

50Ω Medium Power 500 to 2500 MHz

Features

- wideband, 500 to 2500 MHz
- high gain, 31 dB typ.
- protected by US Patent, 6,943,629

Applications

- spread-spectrum and optical communications
- cellular base stations
- GPS
- test instrumentation



CASE STYLE: Y460

Connectors	Model	Price	Qty.
SMA	ZFL-2500+	\$99.95 ea.	(1-9)
BRACKET (OPTION "B")		\$2.50	(1+)

+ RoHS compliant in accordance with EU Directive (2002/95/EC)

The +Suffix has been added in order to identify RoHS Compliance. See our web site for RoHS Compliance methodologies and qualifications.

Amplifier Electrical Specifications

MODEL NO.	FREQUENCY (MHz)		GAIN (dB)		MAXIMUM POWER (dBm)		DYNAMIC RANGE		VSWR (:1) Typ.		DC POWER	
	f_L	f_U	Min.	Flatness Max.	Output (1 dB Compr.)	Input (no damage)	NF (dB) Typ.	IP3 (dBm) Typ.	In	Out	Volt (V) Nom.	Current (mA) Max.
ZFL-2500+	500	2500	28	±1.5	+15	+5	8.0	+27	2.5	2.5	5	220

Open load is not recommended, potentially can cause damage.
With no load derate max input power by 20 dB

Maximum Ratings

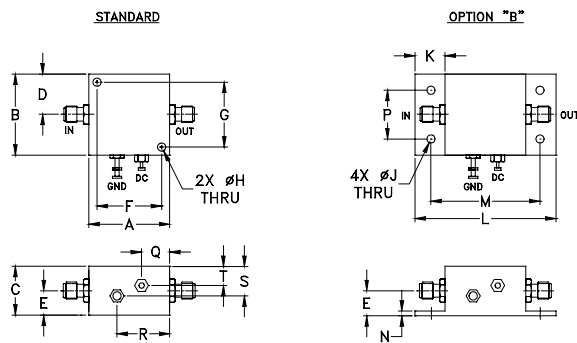
Operating Temperature -20°C to 65°C

Storage Temperature -55°C to 100°C

DC Voltage +6V Max.

Permanent damage may occur if any of these limits are exceeded.

Outline Drawing



Outline Dimensions (inch/mm)

A	B	C	D	E	F	G	H	J	K	L	M	N	P	Q	R	S	T	wt.
1.25	1.25	.75	.63	.36	1.000	1.000	.125	.125	.46	2.18	1.688	.06	.750	.50	.80	.45	.29	grams
31.75	31.75	19.05	16.00	9.14	25.40	25.40	3.18	3.18	11.68	55.37	42.88	1.52	19.05	12.70	20.32	11.43	7.37	38

Mini-Circuits®
ISO 9001 ISO 14001 AS 9100 CERTIFIED

P.O. Box 350166, Brooklyn, New York 11235-0003 (718) 934-4500 Fax (718) 332-4661 The Design Engineers Search Engine Provides ACTUAL Data Instantly at minicircuits.com

IF/RF MICROWAVE COMPONENTS

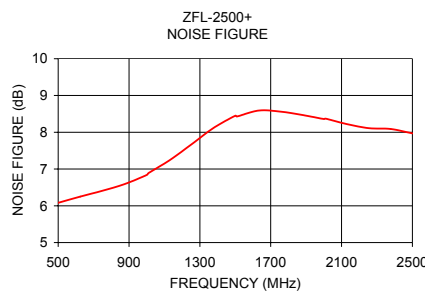
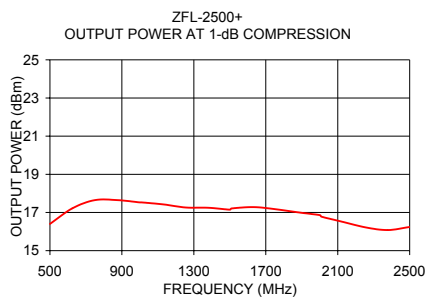
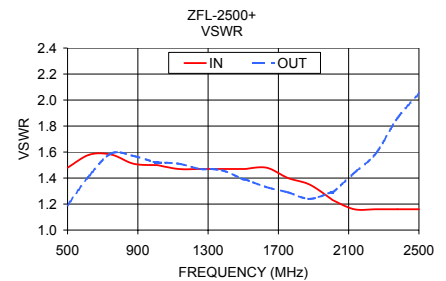
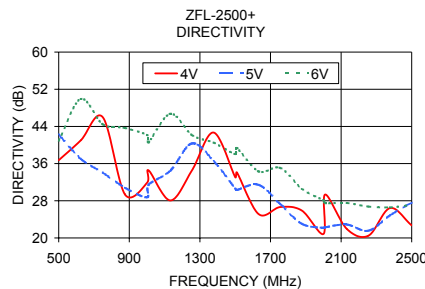
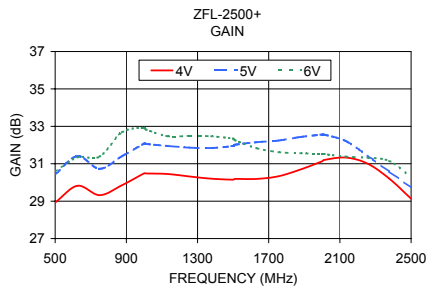
For detailed performance specs & shopping online see web site

Notes: 1. Performance and quality attributes and conditions not expressly stated in this specification sheet are intended to be excluded and do not form a part of this specification sheet. 2. Electrical specifications and performance data contained herein are based on Mini-Circuit's applicable established test performance criteria and measurement instructions. 3. The parts covered by this specification sheet are subject to Mini-Circuits standard limited warranty and terms and conditions (collectively, "Standard Terms"); Purchasers of this part are entitled to the rights and benefits contained therein. For a full statement of the Standard Terms and the exclusive rights and remedies thereunder, please visit Mini-Circuits' website at www.minicircuits.com/MCLStore/terms.jsp.

Typical Performance Data/Curves

ZFL-2500+

FREQUENCY (MHz)	GAIN (dB)			DIRECTIVITY (dB)			VSWR (:1) 5V		NOISE FIGURE (dB)	POUT at 1 dB COMPR. (dBm)
	4V	5V	6V	4V	5V	6V	IN	OUT		
500.00	28.92	30.43	30.59	36.73	42.23	40.95	1.48	1.19	6.08	16.40
625.00	29.82	31.41	31.34	41.02	37.01	49.91	1.58	1.42	6.25	17.22
750.00	29.32	30.73	31.38	45.97	34.04	44.45	1.58	1.59	6.41	17.65
875.00	29.85	31.40	32.68	29.38	30.82	43.66	1.51	1.57	6.59	17.65
1000.00	30.49	32.08	32.93	31.84	28.74	42.15	1.50	1.52	6.84	17.53
1010.00	30.48	32.06	32.83	34.51	31.45	40.63	1.50	1.52	6.89	17.53
1132.50	30.45	31.95	32.47	28.07	34.48	46.73	1.47	1.51	7.25	17.42
1255.00	30.32	31.86	32.49	34.55	40.35	42.13	1.47	1.47	7.68	17.26
1377.50	30.20	31.84	32.47	42.68	36.54	40.51	1.47	1.46	8.12	17.25
1500.00	30.15	31.95	32.34	33.08	30.64	38.03	1.47	1.39	8.45	17.15
1510.00	30.19	32.05	32.26	34.08	30.33	39.34	1.47	1.39	8.43	17.21
1632.50	30.19	32.15	31.83	25.14	31.44	34.32	1.48	1.33	8.59	17.28
1755.00	30.33	32.24	31.62	26.65	27.32	35.09	1.40	1.29	8.56	17.17
1877.50	30.69	32.43	31.56	25.90	23.05	30.59	1.35	1.24	8.47	17.01
2000.00	31.13	32.56	31.53	20.85	22.18	28.08	1.24	1.29	8.36	16.86
2010.00	31.20	32.56	31.52	29.35	22.29	27.47	1.23	1.29	8.37	16.78
2132.00	31.33	32.22	31.38	21.96	22.88	27.51	1.16	1.44	8.22	16.50
2255.00	31.01	31.43	31.32	20.48	21.56	26.74	1.16	1.59	8.11	16.22
2377.00	30.21	30.58	31.15	26.43	24.85	26.58	1.16	1.86	8.09	16.08
2500.00	29.13	29.72	30.29	22.69	27.61	27.12	1.16	2.05	7.97	16.24



For detailed performance specs & shopping online see web site

P.O. Box 350166, Brooklyn, New York 11235-0003 (718) 934-4500 Fax (718) 332-4661 The Design Engineers Search Engine Provides ACTUAL Data Instantly at minicircuits.com

IF/RF MICROWAVE COMPONENTS

Notes: 1. Performance and quality attributes and conditions not expressly stated in this specification sheet are intended to be excluded and do not form a part of this specification sheet. 2. Electrical specifications and performance data contained herein are based on Mini-Circuit's applicable established test performance criteria and measurement instructions. 3. The parts covered by this specification sheet are subject to Mini-Circuits standard limited warranty and terms and conditions (collectively, "Standard Terms"); Purchasers of this part are entitled to the rights and benefits contained therein. For a full statement of the Standard Terms and the exclusive rights and remedies thereunder, please visit Mini-Circuits' website at www.minicircuits.com/MOLStore/terms.jsp.