

Coaxial Amplifier

ZFL-1HAD

50Ω High Isolation 10 to 500 MHz

Features

- wideband, 10 to 500 MHz
- active directivity (isolation-gain), 30 dB typ.

Applications

- VHF/UHF
- laboratory use
- receivers
- two-tone, 3rd order IM testing



ZFL-1HADX

ZFL-1HAD

CASE STYLE: SS98

Connectors	Model	Price	Qty.
SMA	ZFL-1HAD	\$210.00 ea.	(1-9)
BRACKET (OPTION "B")		\$2.50	(1+)
SMA	ZFL-1HADX	\$200.00 ea.	(1-9)

Amplifier Electrical Specifications

MODEL NO.	FREQUENCY (MHz)		GAIN (dB)	Flatness Max. Total Range	MAXIMUM POWER (dBm)			DYNAMIC RANGE		VSWR (:1) Typ.		ACTIVE DIRECTIVITY ¹ (dB)				DC POWER	
	f _L	f _U			Min.	Output (1 dB Compr.)	Input (no damage)	NF (dB) Typ.	IP3 (dBm) Typ.	In ²	Out	L _w Typ.	U Typ.	Min.	Min.	Volt (V) Nom.	Current (mA) Max.
ZFL-1HAD	10	500	10	±1.0	+20	+20	+17	7.5	+30	1.3	1.35	30	20	25	18	15	115
ZFL-1HADX*	10	500	10	±1.0	+20	+20	+17	7.5	+30	1.3	1.35	30	20	25	18	15	115

* Heat sink not included

L_w= low range (f_L to f_U/2)

U= upper range (f_U/2 to f_U)

¹Active Directivity(dB)= Isolation (dB)- Gain (dB)

² Input VSWR in 10-20 MHz band increases to 1.45:1 at -20°C.

Below 50 MHz, NF increases to 11dB typ. at 10 MHz

Open load is not recommended, potentially can cause damage.

With no load derate max input power by 20 dB

To order without heat sink, add suffix X to model number. Alternative heat sinking and heat removal must be provided by the user to limit maximum temperature to 71°C, in order to ensure proper performance. For reference, this requires thermal resistance of user's external heat sink to be 15°C/W Max.

Maximum Ratings

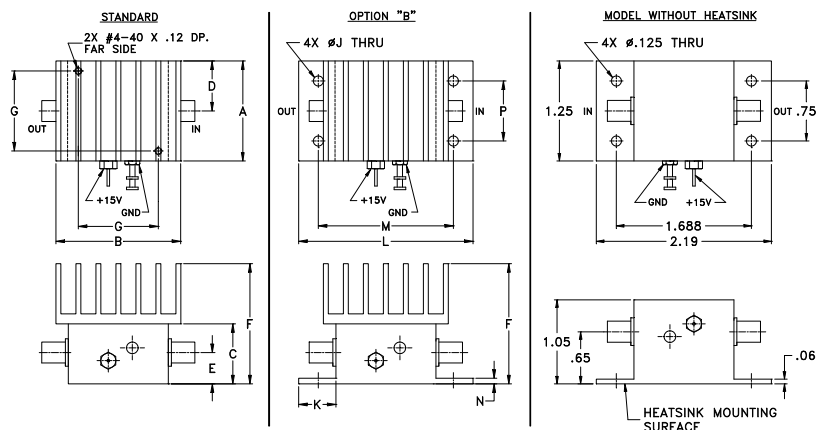
Operating Temperature -20°C to 71°C

Storage Temperature -55°C to 100°C

DC Voltage +17V Max.

Permanent damage may occur if any of these limits are exceeded.

Outline Drawing



Outline Dimensions (inch/mm)

A	B	C	D	E	F	G	H	J	K	L	M	N	P	wt*
1.25	1.56	.75	.63	.39	1.50	1.000	--	.125	.46	2.19	1.688	.06	.750	grams
31.75	39.62	19.05	16.00	9.91	38.10	25.40	--	3.18	11.68	55.63	42.88	1.52	19.05	85.0

*70 grams with heat sink



For detailed performance specs & shopping online see web site

P.O. Box 350166, Brooklyn, New York 11235-0003 (718) 934-4500 Fax (718) 332-4661 The Design Engineers Search Engine Provides ACTUAL Data Instantly at minicircuits.com

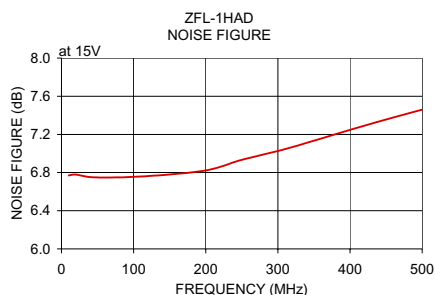
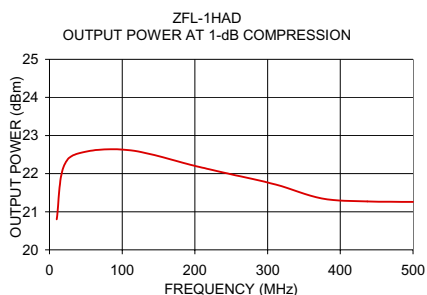
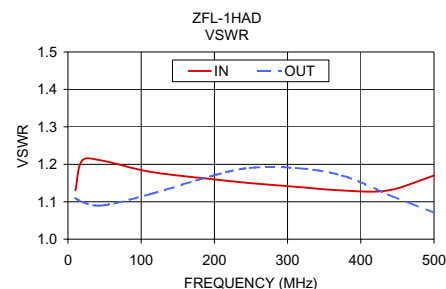
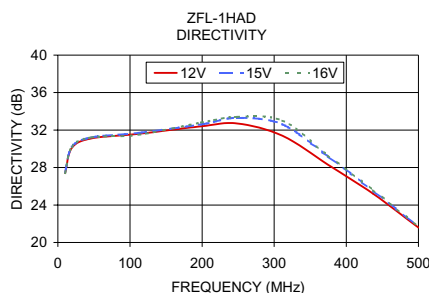
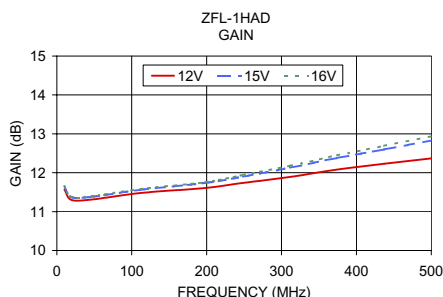
IF/RF MICROWAVE COMPONENTS

Notes: 1. Performance and quality attributes and conditions not expressly stated in this specification sheet are intended to be excluded and do not form a part of this specification sheet. 2. Electrical specifications and performance data contained herein are based on Mini-Circuit's applicable established test performance criteria and measurement instructions. 3. The parts covered by this specification sheet are subject to Mini-Circuits standard limited warranty and terms and conditions (collectively, "Standard Terms"); Purchasers of this part are entitled to the rights and benefits contained therein. For a full statement of the Standard Terms and the exclusive rights and remedies thereunder, please visit Mini-Circuits' website at www.minicircuits.com/MCLStore/terms.jsp.

Typical Performance Data/Curves

ZFL-1HAD

FREQUENCY (MHz)	GAIN (dB)			DIRECTIVITY (dB)			VSWR (:1)		NOISE FIGURE (dB)	POUT at 1 dB COMPR. (dBm)
	12V	15V	16V	12V	15V	16V	IN	OUT		
10.00	11.57	11.63	11.65	27.40	27.50	27.40	1.13	1.11	6.77	20.80
19.30	11.30	11.37	11.38	30.10	30.20	30.20	1.21	1.10	6.78	22.17
46.50	11.31	11.38	11.40	31.10	31.20	31.20	1.21	1.09	6.75	22.56
111.80	11.48	11.56	11.58	31.60	31.70	31.50	1.18	1.12	6.76	22.61
198.50	11.61	11.74	11.76	32.40	32.60	32.80	1.16	1.17	6.82	22.21
248.70	11.74	11.90	11.94	32.70	33.30	33.40	1.15	1.19	6.93	21.99
311.50	11.89	12.13	12.18	31.40	32.60	33.00	1.14	1.19	7.05	21.71
374.40	12.08	12.38	12.45	28.30	29.20	29.30	1.13	1.17	7.19	21.35
437.20	12.23	12.60	12.69	25.20	25.50	25.60	1.13	1.12	7.33	21.27
500.00	12.37	12.83	12.94	21.60	21.70	21.70	1.17	1.07	7.46	21.26



For detailed performance specs & shopping online see web site

P.O. Box 350166, Brooklyn, New York 11235-0003 (718) 934-4500 Fax (718) 332-4661 The Design Engineers Search Engine Provides ACTUAL Data Instantly at minicircuits.com

IF/RF MICROWAVE COMPONENTS

Notes: 1. Performance and quality attributes and conditions not expressly stated in this specification sheet are intended to be excluded and do not form a part of this specification sheet. 2. Electrical specifications and performance data contained herein are based on Mini-Circuit's applicable established test performance criteria and measurement instructions. 3. The parts covered by this specification sheet are subject to Mini-Circuits standard limited warranty and terms and conditions (collectively, "Standard Terms"); Purchasers of this part are entitled to the rights and benefits contained therein. For a full statement of the Standard Terms and the exclusive rights and remedies thereunder, please visit Mini-Circuits' website at www.minicircuits.com/MCLStore/terms.jsp.