

Coaxial Directional Coupler

75Ω

50 to 100 MHz

ZDC-2375+
ZDC-2375



Maximum Ratings

Operating Temperature	-55°C to 100°C
Storage Temperature	-55°C to 100°C

Permanent damage may occur if any of these limits are exceeded.

Coaxial Connections

INPUT	3
OUTPUT	2
COUPLED	1

Features

- excellent directivity, 35 dB typ.
- rugged shielded case

Applications

- VHF
- instrumentation
- amateur radio

CASE STYLE: M22

Connectors	Model	Price	Qty.
BNC	ZDC-2375(+)	\$52.95 ea.	(1-9)
BRACKET (OPTION "B")		\$5.00	(1+)
BRACKET (OPTION "BR")		\$1.50	(1+)

+ RoHS compliant in accordance with EU Directive (2002/95/EC)

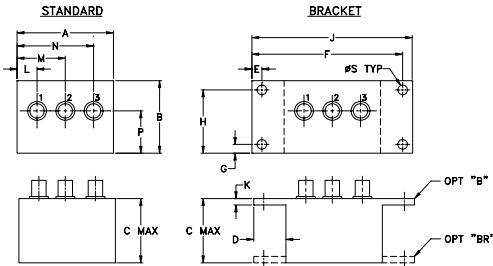
The +Suffix identifies RoHS Compliance. See our web site for RoHS Compliance methodologies and qualifications.

Directional Coupler Electrical Specifications

FREQ. RANGE (MHz)	COUPLING (dB)		MAINLINE LOSS ¹ (dB)		DIRECTIVITY (dB)		VSWR (:1)	POWER INPUT (W)
	Nom.	Flatness	Typ.	Max.	Typ.	Min.		
f_L - f_U								
50-100	10.5±0.3	±0.2	1.1	1.3	35	30	1.3	4.0

1. Mainline loss includes theoretical power loss at coupled port.

Outline Drawing



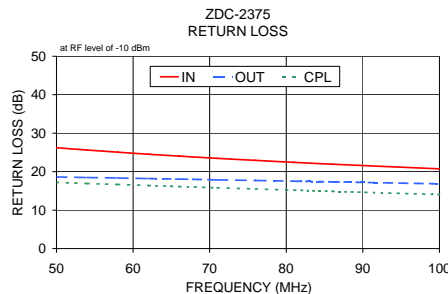
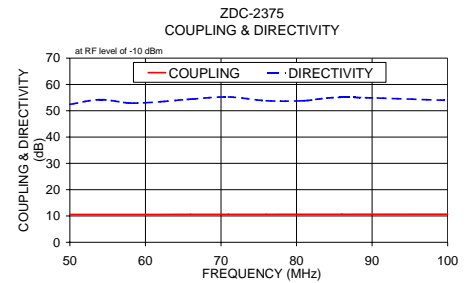
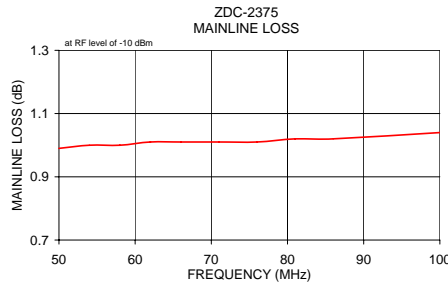
Outline Dimensions (inch/mm)

A	B	C	D	E	F	G	H
2.25	1.38	1.24	.50	.150	3.100	.138	1.238
57.15	35.05	31.50	12.70	3.81	78.74	3.51	31.45

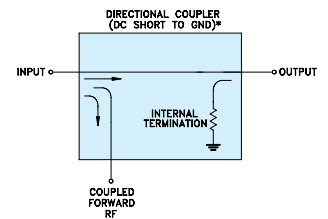
J	K	L	M	N	P	S	wt
3.25	.10	.40	1.15	1.86	.64	.150	grams
82.55	2.54	10.16	29.21	47.24	16.26	3.81	74.0

Typical Performance Data

Frequency (MHz)	Mainline Loss (dB) In-Out	Coupling (dB) In-Cpl	Directivity (dB)	Return Loss (dB)		
				In	Out	Cpl
50.00	0.99	10.57	52.45	26.22	18.63	17.21
54.00	1.00	10.58	54.23	25.62	18.48	16.93
58.00	1.00	10.58	52.93	25.06	18.35	16.67
62.00	1.01	10.59	53.45	24.52	18.21	16.40
66.00	1.01	10.60	54.40	24.05	18.07	16.14
71.00	1.01	10.61	55.26	23.47	17.89	15.82
76.00	1.01	10.62	53.83	22.93	17.72	15.51
81.00	1.02	10.63	53.81	22.42	17.53	15.19
86.00	1.02	10.64	55.09	21.94	17.36	14.89
100.00	1.04	10.68	53.96	20.73	16.84	14.08



Electrical Schematic



For detailed performance specs & shopping online see web site

Mini-Circuits®
ISO 9001 ISO 14001 AS 9100 CERTIFIED
The Design Engineers Search Engine Provides ACTUAL Data Instantly at minicircuits.com
IF/RF MICROWAVE COMPONENTS

P.O. Box 350166, Brooklyn, New York 11235-0003 (718) 934-4500 Fax (718) 332-4661

Notes: 1. Performance and quality attributes and conditions not expressly stated in this specification sheet are intended to be excluded and do not form a part of this specification sheet. 2. Electrical specifications and performance data contained herein are based on Mini-Circuit's applicable established test performance criteria and measurement instructions. 3. The parts covered by this specification sheet are subject to Mini-Circuits standard limited warranty and terms and conditions (collectively, "Standard Terms"); Purchasers of this part are entitled to the rights and benefits contained therein. For a full statement of the Standard Terms and the exclusive rights and remedies thereunder, please visit Mini-Circuits' website at www.minicircuits.com/MCLStore/terms.jsp.

REV. B
M119986
ZDC-2375
090915