

Coaxial

Power Splitter/Combiner

8 Way-0° 50Ω 2 to 250 MHz

ZCSC-8-1+



Maximum Ratings

Operating Temperature	-55°C to 100°C
Storage Temperature	-55°C to 100°C
Power Input (as a splitter)	1W max.
Internal Dissipation	0.62W max.

Permanent damage may occur if any of these limits are exceeded.

Coaxial Connections

SUM PORT	S
PORT 1,2,3,4,5,6,7,8	1,2,3,4,5,6,7,8

Features

- high isolation, 30 dB typ.
- low insertion loss, 0.8 dB typ.
- rugged shielded case

Applications

- VHF
- FM broadcasting
- amateur radio
- federal and defense communications

CASE STYLE: UU215

Connectors	Model	Price	Qty.
SMA	ZCSC-8-1+	\$119.95 ea.	(1-9)

+ RoHS compliant in accordance with EU Directive (2002/95/EC)

The +Suffix has been added in order to identify RoHS Compliance. See our web site for RoHS Compliance methodologies and qualifications.

Electrical Specifications

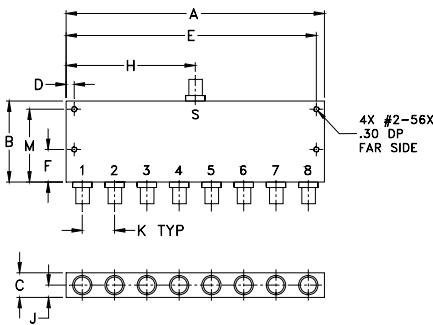
FREQ. RANGE (MHz)	ISOLATION (dB)						INSERTION LOSS (dB) ABOVE 9.0 dB						PHASE UNBALANCE (Degrees)			AMPLITUDE UNBALANCE (dB)		
	L		M		U		L		M		U		L	M	U	L	M	U
	Typ.	Min.	Typ.	Min.	Typ.	Min.	Typ.	Max.	Typ.	Max.	Typ.	Max.	Max.	Max.	Max.	Max.	Max.	Max.
f_L - f_U																		
2-250	37	27	30	20	24	18	0.65	1.2	0.8	1.2	1.0	1.6	2.0	4.0	8.0	0.2	0.3	0.5

L = low range [f_L to $10 f_L$] M = mid range [$10 f_L$ to $f_U/2$] U = upper range [$f_U/2$ to f_U]

Typical Performance Data

Freq. (MHz)	Insertion Loss (dB)						Amplitude Unbalance (dB)	Isolation (dB)				VSWR S	VSWR 1	VSWR 8
	S-1	S-2	S-3	S-4	S-6	S-8		1-2	1-7	3-4	5-7			
2.00	9.42	9.44	9.50	9.54	9.51	9.50	0.12	37.19	40.87	38.99	35.10	1.15	1.20	1.21
11.00	9.06	9.07	9.16	9.20	9.12	9.16	0.14	37.38	42.00	39.26	36.73	1.08	1.14	1.14
13.00	9.04	9.08	9.17	9.20	9.11	9.16	0.15	36.80	41.97	38.61	36.66	1.08	1.14	1.14
19.00	9.05	9.08	9.17	9.19	9.13	9.16	0.14	35.20	41.88	36.71	36.25	1.08	1.14	1.14
36.00	9.05	9.06	9.15	9.13	9.16	9.13	0.11	31.64	41.53	32.78	34.55	1.08	1.14	1.14
60.00	9.21	9.24	9.31	9.26	9.24	9.30	0.09	28.55	41.61	29.47	32.23	1.08	1.13	1.13
84.00	9.35	9.37	9.42	9.36	9.36	9.40	0.08	26.44	41.67	27.27	30.34	1.09	1.12	1.13
105.00	9.50	9.52	9.55	9.49	9.43	9.53	0.13	25.07	41.80	25.86	28.96	1.10	1.12	1.12
120.00	9.60	9.61	9.63	9.57	9.50	9.61	0.13	24.29	41.89	25.10	28.19	1.11	1.11	1.11
143.00	9.67	9.68	9.71	9.62	9.58	9.67	0.13	23.21	42.04	23.99	27.04	1.14	1.10	1.10
180.00	9.86	9.88	9.88	9.79	9.75	9.82	0.13	21.88	42.39	22.66	25.56	1.20	1.09	1.09
210.00	10.01	10.03	10.01	9.92	9.93	9.95	0.13	21.14	42.89	21.95	24.66	1.25	1.08	1.07
230.00	10.10	10.12	10.08	9.98	10.03	10.01	0.16	20.69	43.34	21.53	24.12	1.29	1.07	1.06
240.00	10.17	10.20	10.16	10.06	10.10	10.08	0.15	20.45	43.60	21.30	23.82	1.32	1.07	1.06
250.00	10.22	10.26	10.23	10.11	10.17	10.14	0.16	20.22	43.74	21.08	23.51	1.34	1.07	1.05

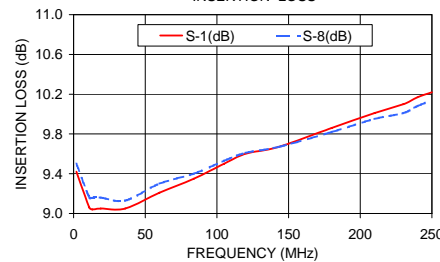
Outline Drawing



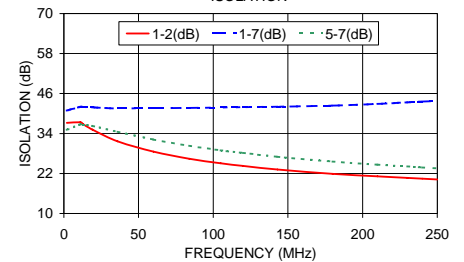
Outline Dimensions (inch/mm)

A	B	C	D	E	F
4.00	1.25	.38	.125	3.875	.500
101.60	31.75	9.65	3.18	98.43	12.70
G	H	J	K	M	wt
--	2.00	.19	.500	1.125	grams
--	50.80	4.83	12.70	28.58	77

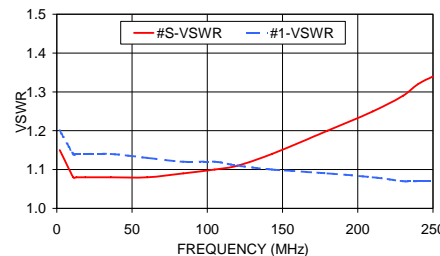
ZCSC-8-1+ INSERTION LOSS




ZCSC-8-1+ ISOLATION



ZCSC-8-1+ VSWR



electrical schematic



For detailed performance specs & shopping online see web site



P.O. Box 350166, Brooklyn, New York 11235-0003 (718) 934-4500 Fax (718) 332-4661 The Design Engineers Search Engine Provides ACTUAL Data Instantly at minicircuits.com

Notes: 1. Performance and quality attributes and conditions not expressly stated in this specification sheet are intended to be excluded and do not form a part of this specification sheet. 2. Electrical specifications and performance data contained herein are based on Mini-Circuit's applicable established test performance criteria and measurement instructions. 3. The parts covered by this specification sheet are subject to Mini-Circuits standard limited warranty and terms and conditions (collectively, "Standard Terms"); Purchasers of this part are entitled to the rights and benefits contained therein. For a full statement of the Standard Terms and the exclusive rights and remedies thereunder, please visit Mini-Circuits' website at www.minicircuits.com/MCLStore/terms.jsp.

REV. B
M113397
ZCSC-8-1+
HY/TD/CP/AM
090827