

Ultra-Reliable Low Pass Filter

VLP-54

50Ω DC to 4000 MHz



Maximum Ratings

Operating Temperature	-55°C to 100°C
Storage Temperature	-55°C to 100°C
RF Power Input*	10W max. at 25°C

* Passband rating, derate linearly to 0.4xPmax at 100°C ambient. Permanent damage may occur if any of these limits are exceeded.

Features

- rugged unbody construction
- low insertion loss passband, less than 1 dB typ.
- excellent power handling, 10W
- low cost

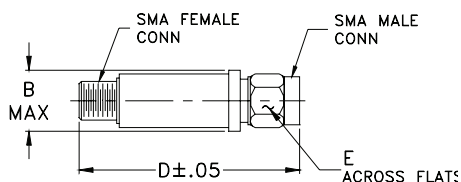
Applications

- harmonic rejection
- transmitters/receivers
- lab use

CASE STYLE: FF704

Connectors	Model	Price	Qty.
SMA	VLP-54	\$24.95 ea.	(1-9)

Outline Drawing



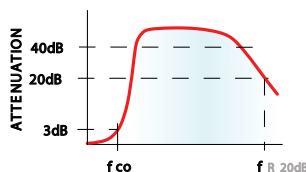
Outline Dimensions (inch/mm)

B	D	E	wt
.410	1.43	.312	grams
10.41	36.32	7.92	10.0

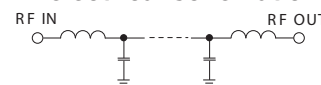
Electrical Specifications (T_{AMB}=25°C)

PASSBAND (MHz)	f _{co} , MHz Nom.	STOP BAND (MHz)	VSWR (:1)
(loss < 1 dB)	(loss 3 dB)		Passband
Typ.	Typ.	f _{r20 dB} Typ.	Typ.
DC-4000	5400	7100	1.2

typical frequency response

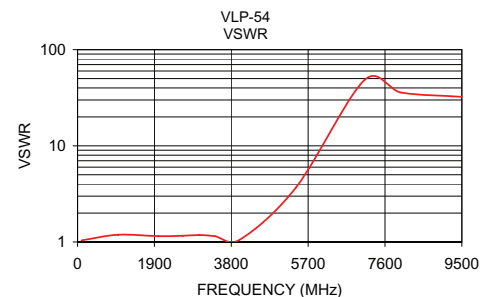
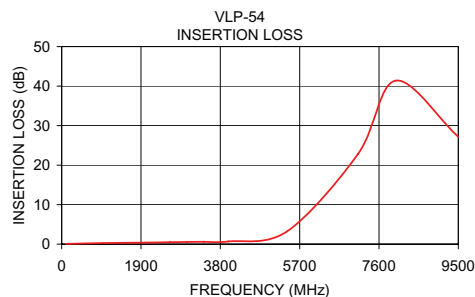


electrical schematic



Typical Performance Data

Frequency (MHz)	Insertion Loss (dB)	VSWR (:1)
100.00	0.06	1.04
1000.00	0.27	1.19
2000.00	0.39	1.15
2600.00	0.49	1.16
3000.00	0.56	1.18
3400.00	0.59	1.15
4000.00	0.69	1.05
5400.00	3.23	3.69
7100.00	22.84	48.68
8000.00	41.39	35.82
9500.00	27.16	32.31



Mini-Circuits®
ISO 9001 ISO 14001 AS 9100 CERTIFIED

minicircuits.com

P.O. Box 350166, Brooklyn, New York 11235-0003 (718) 934-4500 Fax (718) 332-4661 For detailed performance specs & shopping online see Mini-Circuits web site

The Design Engineers Search Engine Provides ACTUAL Data Instantly From MINI-CIRCUITS At: www.minicircuits.com

IF/RF MICROWAVE COMPONENTS

REV. A
M85674
VLP-54
ED-10545B/10
WZ/AD/CP
070301