

+12 to +30dBm

Limiter

VLM-73-1W+

50Ω Broadband 30 to 7000 MHz

The Big Deal

- Protection against up to 1.5 W of unwanted input signals
- Extra wide frequency range, 30 MHz-7 GHz
- Very fast recovery time, 5 nsec typ.



CASE STYLE: FF704

Product Overview

The VLM-73-1W+ reacts almost instantaneously to protect sensitive devices from power surges and other unwanted signals at the device input. For inputs >12 dBm, the output power remains about 11.5 dBm, whereas lower-level input losses are only 0.4 dB typ. These units are housed in a patented, rugged unibody enclosure (1.43" x 0.410") specifically designed to function in tough environments such as manufacturing sites, train tunnels, weapon systems, or anywhere sensitive components, such as low noise amplifiers, need protection.

Feature	Advantages
High power handling, up to 1.5W max	Affords protection against peak voltages of multi-tone signals
Very fast recovery time, 5 nsec typ.	Back in operation almost instantaneously following signal spikes
Wideband, 30 MHz-7 GHz	Protection for a wide range of applications, from IF receivers to toll-booth operations



ISO 9001 ISO 14001 AS 9100 CERTIFIED

P.O. Box 350166, Brooklyn, New York 11235-0003 (718) 934-4500 Fax (718) 332-4661 The Design Engineers Search Engine  Provides ACTUAL Data Instantly at minicircuits.com

IF/RF MICROWAVE COMPONENTS

For detailed performance specs
& shopping online see web site

Notes: 1. Performance and quality attributes and conditions not expressly stated in this specification sheet are intended to be excluded and do not form a part of this specification sheet. 2. Electrical specifications and performance data contained herein are based on Mini-Circuit's applicable established test performance criteria and measurement instructions. 3. The parts covered by this specification sheet are subject to Mini-Circuits standard limited warranty and terms and conditions (collectively, "Standard Terms"); Purchasers of this part are entitled to the rights and benefits contained therein. For a full statement of the Standard Terms and the exclusive rights and remedies thereunder, please visit Mini-Circuits' website at www.minicircuits.com/MCLStore/terms.jsp.

+12 to +30dBm Limiter

VLM-73-1W+

50Ω Broadband 30 to 7000 MHz



Maximum Ratings

Operating Temperature	-55°C to 100°C
Storage Temperature	-55°C to 100°C
RF Input Power	1.5W CW*

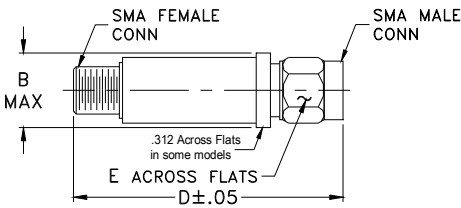
* At 25°C. Pulse power can be higher, depending on pulse width and duty cycle. Permanent damage may occur if any of these limits are exceeded.

Coaxial Connections*

INPUT	SMA FEMALE
OUTPUT	SMA MALE

*Suggested Connections. For reverse connections, consult Mini-Circuits.

Outline Drawing



Outline Dimensions (inch/mm)

B	D	E	wt
.410	1.43	.312	grams
10.41	36.32	7.92	

Features

- wideband, 30 to 7000 MHz
- low insertion loss 0.4 dB typ.
- fast recovery time, 5nsec typ.
- excellent VSWR 1.05:1 typ.
- low leakage power, 11.5 dBm typ.

Applications

- protects low noise amplifiers and other devices from ESD or input power damage
- military, hi-rel applications

CASE STYLE: FF704

Connectors	Model	Price	Qty.
SMA	VLM-73-1W-S+	\$51.95	(1-9)

+ RoHS compliant in accordance with EU Directive (2002/95/EC)

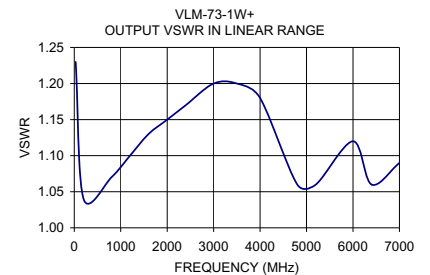
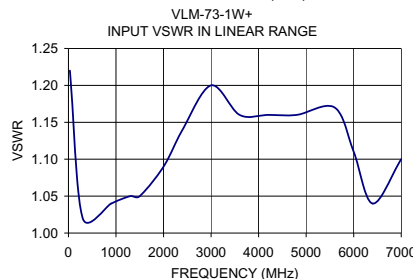
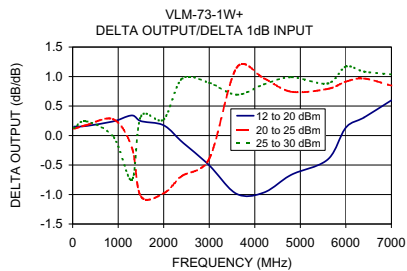
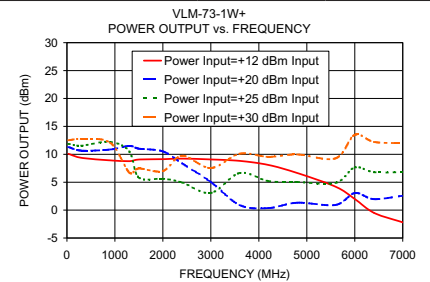
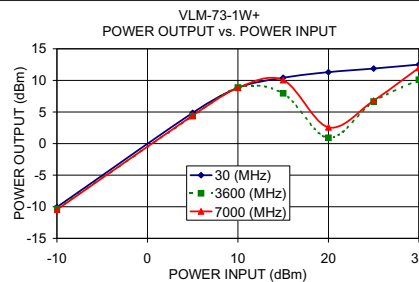
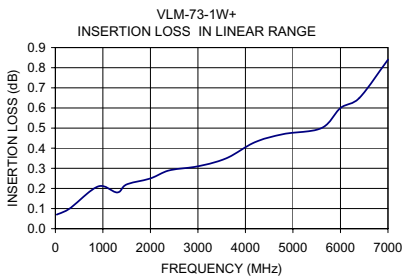
The +Suffix has been added in order to identify RoHS Compliance. See our web site for RoHS Compliance methodologies and qualifications.

Electrical Specifications

Parameter	Condition	Min.	Typ.	Max.	Units
Frequency Range		30		7000	MHz
Insertion Loss in Linear Range	<+2 dBm Input	—	0.4	1.3	dB
VSWR	<+2 dBm Input	—	1.05	1.5	:1
Input Power Limiting Range		+12	—	+30	dBm
Output Power	In limiting range	—	+11.5	—	dBm
Recovery Time	1 watt pulse 50 usec pw 1kHz duty cycle recovery to within 90% of final value.	—	5	—	nsec
Response Time	-30 to +30 dBm input 50 usec, BW 1 kHz duty cycle	—	7	—	nsec
Limiting Δ Output/1dB Δ Input	Input Power Range (dBm)				
	12 to 20	—	0.3	—	dB/dB
	20 to 25	—	0.5	—	
	25 to 30	—	0.6	—	

Typical Performance Data

Freq. (MHz)	I. Loss in Linear Range (dB)	VSWR in Linear Range (:1)	Power Output (dBm)				Δ Output 1dB Δ Input		
			+12dBm Input	+20dBm Input	+25 dBm Input	+30dBm Input	+12 to +20dBm Input	+20 to +25 dBm Input	+25 to +30 dBm Input
30.00	0.07	1.22	10.09	11.30	11.87	12.51	0.15	0.11	0.13
300.00	0.10	1.02	9.37	10.67	11.55	12.75	0.16	0.18	0.24
900.00	0.21	1.04	8.92	10.85	12.22	12.08	0.24	0.27	-0.03
1300.00	0.18	1.05	8.77	11.50	10.49	6.74	0.34	-0.20	-0.75
1500.00	0.22	1.05	9.06	11.01	5.84	7.46	0.24	-1.03	0.32
2000.00	0.25	1.09	9.13	10.52	5.62	6.99	0.17	-0.98	0.27
2400.00	0.29	1.14	9.23	8.38	4.95	9.75	-0.11	-0.69	0.96
3000.00	0.31	1.20	9.08	5.04	3.07	7.54	-0.51	-0.39	0.89
3600.00	0.35	1.16	8.82	0.91	6.65	10.11	-0.99	1.15	0.69
4200.00	0.43	1.16	8.09	0.36	5.21	9.54	-0.97	0.97	0.87
4800.00	0.47	1.16	6.65	1.32	5.03	9.97	-0.67	0.74	0.99
5600.00	0.50	1.17	4.19	0.92	4.87	9.28	-0.41	0.79	0.88
6000.00	0.60	1.11	1.99	3.06	7.63	13.47	0.13	0.91	1.17
6400.00	0.65	1.04	-0.49	1.96	6.79	12.21	0.31	0.97	1.08
7000.00	0.84	1.10	-2.20	2.57	6.80	11.98	0.60	0.85	1.04



For detailed performance specs & shopping online see web site

P.O. Box 350166, Brooklyn, New York 11235-0003 (718) 934-4500 Fax (718) 332-4661 The Design Engineers Search Engine Provides ACTUAL Data Instantly at minicircuits.com

Notes: 1. Performance and quality attributes and conditions not expressly stated in this specification sheet are intended to be excluded and do not form a part of this specification sheet. 2. Electrical specifications and performance data contained herein are based on Mini-Circuit's applicable established test performance criteria and measurement instructions. 3. The parts covered by this specification sheet are subject to Mini-Circuits standard limited warranty and terms and conditions (collectively, "Standard Terms"); Purchasers of this part are entitled to the rights and benefits contained therein. For a full statement of the Standard Terms and the exclusive rights and remedies thereunder, please visit Mini-Circuits' website at www.minicircuits.com/MCLStore/terms.jsp.

REV. B
M130541
VLM-73-1W+
ED-13808/3
DJ/CP/AM
110208