

# Coaxial Low Pass Filter

50Ω DC to 6700 MHz

## VLF-6700+ VLF-6700



### Maximum Ratings

Operating Temperature	-55°C to 100°C
Storage Temperature	-55°C to 100°C
RF Power Input*	9W max. at 25°C
DC Current Input to Output	0.5A max. at 25°C

\* Passband rating, derate linearly to 3W at 100°C ambient. Permanent damage may occur if any of these limits are exceeded.

### Features

- rugged uni-body construction, small size
- 7 sections
- excellent power handling, 9W
- temperature stable
- low cost
- protected by U.S. Patent 6,943,646

### Applications

- harmonic rejection
- transmitters/receivers
- lab use

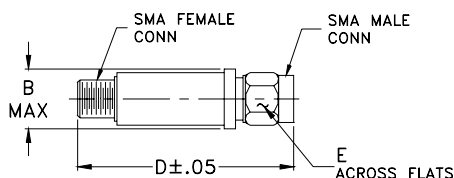
CASE STYLE: FF704

Connectors	Model	Price	Qty.
SMA	VLF-6700(+)	\$21.95 ea.	(1-9)

**+ RoHS compliant in accordance with EU Directive (2002/95/EC)**

The +Suffix identifies RoHS Compliance. See our web site for RoHS Compliance methodologies and qualifications.

### Outline Drawing



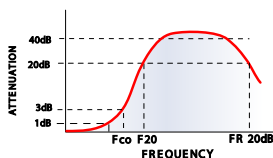
### Outline Dimensions (inch/mm)

B	D	E	wt
.410	1.43	.312	grams
10.41	36.32	7.92	10.0

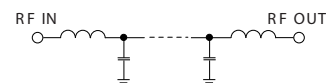
### Electrical Specifications (T<sub>AMB</sub>=25°C)

PASSBAND (MHz) (loss < 1.2 dB)	fco, MHz Nom. (loss 3 dB)	STOP BAND (MHz) (loss, dB)			VSWR (:1)		NO. OF SECTIONS
		f 20	30	fr 20	Stopband	Passband	
Max.	Typ.	Min.	Typ.	Typ.	Typ.	Typ.	
DC-6700	7600	9300	9500-11000	18000	20	1.3	7

### typical frequency response

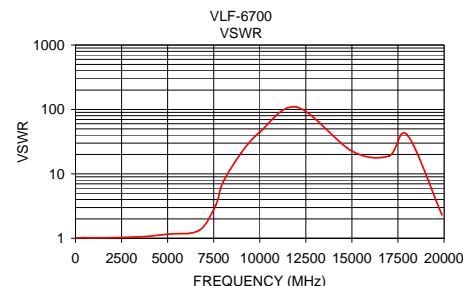
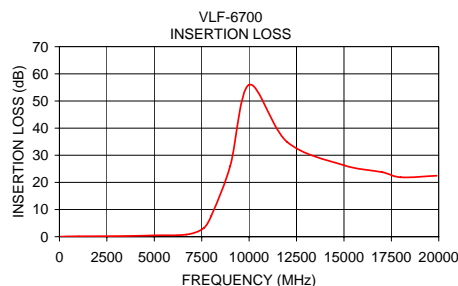


### electrical schematic



### Typical Performance Data at 25°C

Frequency (MHz)	Insertion Loss (dB)	VSWR (:1)
50.00	0.03	1.01
500.00	0.08	1.02
1000.00	0.15	1.01
3500.00	0.25	1.05
5000.00	0.47	1.16
6700.00	0.79	1.32
7600.00	3.12	3.22
8000.00	7.62	7.34
9000.00	26.00	21.20
10000.00	55.95	44.55
12000.00	34.91	108.58
15000.00	26.32	22.58
17000.00	23.79	18.90
18000.00	21.88	40.41
19890.00	22.46	2.30



**Mini-Circuits®**

ISO 9001 ISO 14001 AS 9100 CERTIFIED

P.O. Box 350166, Brooklyn, New York 11235-0003 (718) 934-4500 Fax (718) 332-4661 The Design Engineers Search Engine Provides ACTUAL Data Instantly at [minicircuits.com](http://minicircuits.com)

IF/RF MICROWAVE COMPONENTS

For detailed performance specs & shopping online see web site

Notes: 1. Performance and quality attributes and conditions not expressly stated in this specification sheet are intended to be excluded and do not form a part of this specification sheet. 2. Electrical specifications and performance data contained herein are based on Mini-Circuit's applicable established test performance criteria and measurement instructions. 3. The parts covered by this specification sheet are subject to Mini-Circuits standard limited warranty and terms and conditions (collectively, "Standard Terms"); Purchasers of this part are entitled to the rights and benefits contained therein. For a full statement of the Standard Terms and the exclusive rights and remedies thereunder, please visit Mini-Circuits' website at [www.minicircuits.com/MCLStore/terms.jsp](http://www.minicircuits.com/MCLStore/terms.jsp).

REV. H  
M10060  
VLF-6700  
EDR-6706/2  
RVN/AD/CP  
090824