

# Coaxial Low Pass Filter

50Ω DC to 530 MHz

## VLF-530+ VLF-530



### Maximum Ratings

Operating Temperature	-55°C to 100°C
Storage Temperature	-55°C to 100°C
RF Power Input*	8.5W max. at 25°C
DC Current Input to Output	0.5A max. at 25°C

\* Passband rating, derate linearly to 3.5W at 100°C ambient. Permanent damage may occur if any of these limits are exceeded.

### Features

- rugged uni-body construction, small size
- 7 sections
- excellent power handling, 8.5W
- temperature stable
- low cost
- protected by U.S. Patent 6,943,646

### Applications

- harmonic rejection
- transmitters/receivers
- lab use

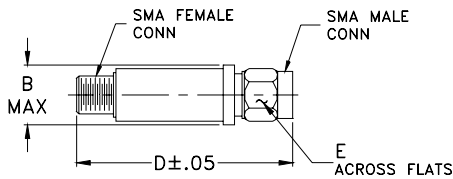
CASE STYLE: FF704

Connectors	Model	Price	Qty.
SMA	VLF-530(+)	\$21.95 ea.	(1-9)

**+ RoHS compliant in accordance with EU Directive (2002/95/EC)**

The +Suffix identifies RoHS Compliance. See our web site for RoHS Compliance methodologies and qualifications.

### Outline Drawing



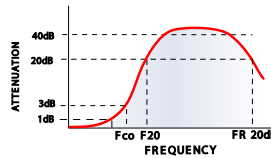
### Outline Dimensions (inch/mm)

B	D	E	wt
.410	1.43	.312	grams
10.41	36.32	7.92	10.0

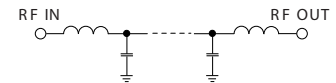
### Electrical Specifications (T<sub>AMB</sub>=25°C)

PASSBAND (MHz) (loss < 1.2 dB)	fco, MHz Nom. (loss 3 dB)	STOP BAND (MHz) (loss, dB)			VSWR (:1)		NO. OF SECTIONS
		f 20	40	fr 20	Stopband	Passband	
Max.	Typ.	Min.	Typ.	Typ.	Typ.	Typ.	
DC-530	700	820	945-3000	6000	20	1.2	7

### typical frequency response

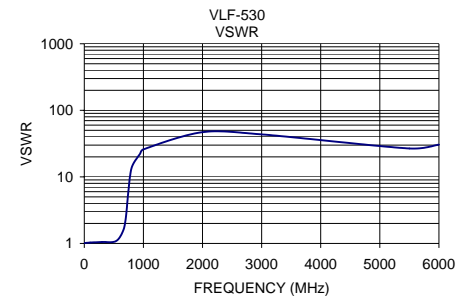
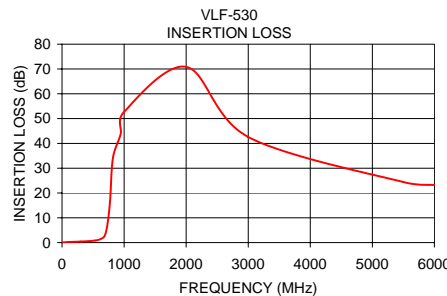


### electrical schematic



### Typical Performance Data at 25°C

Frequency (MHz)	Insertion Loss (dB)	VSWR (:1)
1	0.05	1.01
100	0.22	1.03
300	0.41	1.05
530	0.83	1.08
650	1.78	1.50
700	3.52	2.31
740	8.75	5.42
775	17.33	10.43
820	34.05	15.13
945	43.81	22.29
1000	52.72	25.94
2000	70.84	46.96
3000	42.58	43.44
5500	24.42	26.74
6000	23.25	30.49



**Mini-Circuits®**

ISO 9001 ISO 14001 AS 9100 CERTIFIED

The Design Engineers Search Engine



Provides ACTUAL Data Instantly at [minicircuits.com](http://minicircuits.com)

IF/RF MICROWAVE COMPONENTS

For detailed performance specs & shopping online see web site

P.O. Box 350166, Brooklyn, New York 11235-0003 (718) 934-4500 Fax (718) 332-4661

Notes: 1. Performance and quality attributes and conditions not expressly stated in this specification sheet are intended to be excluded and do not form a part of this specification sheet. 2. Electrical specifications and performance data contained herein are based on Mini-Circuit's applicable established test performance criteria and measurement instructions. 3. The parts covered by this specification sheet are subject to Mini-Circuits standard limited warranty and terms and conditions (collectively, "Standard Terms"); Purchasers of this part are entitled to the rights and benefits contained therein. For a full statement of the Standard Terms and the exclusive rights and remedies thereunder, please visit Mini-Circuits' website at [www.minicircuits.com/MCLStore/terms.jsp](http://www.minicircuits.com/MCLStore/terms.jsp).

REV. G  
M102432  
VLF-530  
ED-6588/5  
RVN/AD/CP/AM  
090824