

Coaxial Low Pass Filter

50Ω DC to 2600 MHz

VLF-2600+ VLF-2600



Maximum Ratings

Operating Temperature	-55°C to 100°C
Storage Temperature	-55°C to 100°C
RF Power Input*	10W max. at 25°C
DC Current Input to Output	0.5A max. at 25°C

* Passband rating, derate linearly to 3.5W at 100°C ambient. Permanent damage may occur if any of these limits are exceeded.

Features

- rugged uni-body construction, small size
- 7 sections
- excellent power handling, 10W
- temperature stable
- low cost
- protected by U.S. Patent 6,943,646

Applications

- harmonic rejection
- transmitters/receivers
- lab use

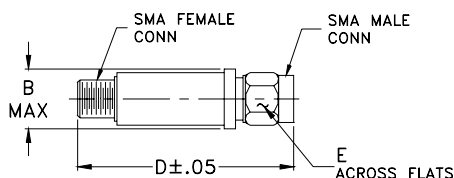
CASE STYLE: FF704

Connectors	Model	Price	Qty.
SMA	VLF-2600(+)	\$21.95 ea.	(1-9)

+ RoHS compliant in accordance with EU Directive (2002/95/EC)

The +Suffix identifies RoHS Compliance. See our web site for RoHS Compliance methodologies and qualifications.

Outline Drawing



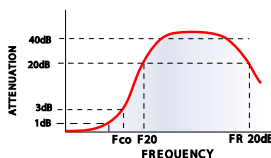
Outline Dimensions (inch/mm)

B	D	E	wt
.410	1.43	.312	grams
10.41	36.32	7.92	10.0

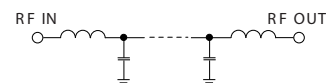
Electrical Specifications (T_{AMB}=25°C)

PASSBAND (MHz) (loss < 1.2 dB)	fco, MHz Nom. (loss 3 dB)	STOP BAND (MHz) (loss, dB)			VSWR (:1)		NO. OF SECTIONS
		f 20	30	fr 20	Stopband	Passband	
Max.	Typ.	Min.	Typ.	Typ.	Typ.	Typ.	
DC-2600	3125	3750	3900-6600	8400	20	1.2	7

typical frequency response

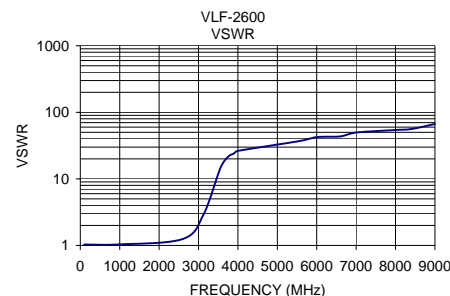
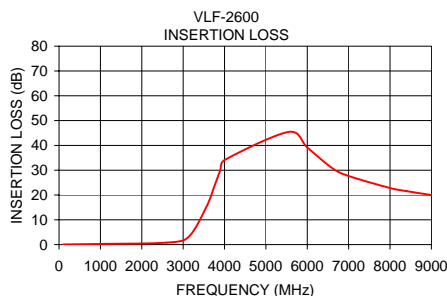


electrical schematic



Typical Performance Data at 25°C

Frequency (MHz)	Insertion Loss (dB)	VSWR (:1)
100	0.07	1.03
1000	0.25	1.04
2600	0.78	1.25
3125	2.97	2.89
3560	15.15	14.74
3750	23.32	21.46
3900	30.08	24.14
4000	34.10	26.33
5550	45.41	36.97
6000	39.18	42.38
6600	30.88	43.44
7000	27.65	49.64
8000	22.82	54.29
8400	21.58	56.04
9000	19.95	66.82



Mini-Circuits®

ISO 9001 ISO 14001 AS 9100 CERTIFIED

P.O. Box 350166, Brooklyn, New York 11235-0003 (718) 934-4500 Fax (718) 332-4661 The Design Engineers Search Engine Provides ACTUAL Data Instantly at minicircuits.com

IF/RF MICROWAVE COMPONENTS

For detailed performance specs & shopping online see web site

Notes: 1. Performance and quality attributes and conditions not expressly stated in this specification sheet are intended to be excluded and do not form a part of this specification sheet. 2. Electrical specifications and performance data contained herein are based on Mini-Circuit's applicable established test performance criteria and measurement instructions. 3. The parts covered by this specification sheet are subject to Mini-Circuits standard limited warranty and terms and conditions (collectively, "Standard Terms"); Purchasers of this part are entitled to the rights and benefits contained therein. For a full statement of the Standard Terms and the exclusive rights and remedies thereunder, please visit Mini-Circuits' website at www.minicircuits.com/MCLStore/terms.jsp.

REV. B
M113201
VLF-2600
EDR-6783/5
AD/TD/CP/AM
080725