

Coaxial

# SMA Fixed Attenuator

50Ω 1W 6dB DC to 6000 MHz

VAT-6+



CASE STYLE: FF704

Connectors	Model	Price	Qty.
SMA	VAT-6+	\$11.95 ea.	(1-9)

+ RoHS compliant in accordance with EU Directive (2002/95/EC)

The +Suffix has been added in order to identify RoHS Compliance. See our web site for RoHS Compliance methodologies and qualifications.

## Maximum Ratings

Operating Temperature -45°C to 100°C

Storage Temperature -55°C to 100°C

Permanent damage may occur if any of these limits are exceeded.

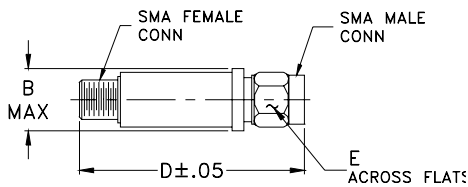
## Features

- wideband coverage, DC to 6000 MHz
- 1 watt rating
- rugged unibody construction
- off-the-shelf availability
- very low cost

## Applications

- impedance matching
- signal level adjustment

## Outline Drawing



## Outline Dimensions (inch/mm)

B	D	E	wt
.410	1.43	.312	grams
10.41	36.32	7.92	10.0

## Electrical Specifications

FREQ. RANGE (MHz)	ATTENUATION * (dB)					VSWR (:1)					MAX. INPUT POWER (W)	
	Flatness **											
	DC-3 GHz	3-5 GHz	5-6 GHz	DC-6 GHz		DC-3 GHz	3-5 GHz	5-6 GHz				
$f_L-f_U$	Nom.	Typ.	Typ.	Typ.	Typ.	Typ.	Max.	Typ.	Max.	Typ.		
DC-6000	6±0.3	0.15	0.10	0.20	0.45	1.05	1.20	1.15	1.45	1.50		1.0

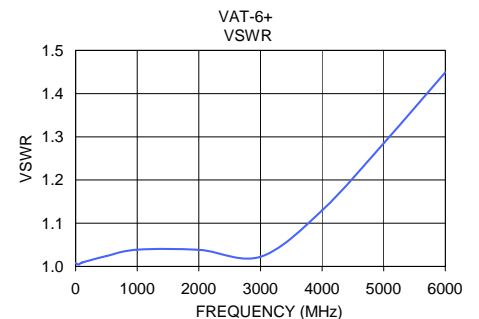
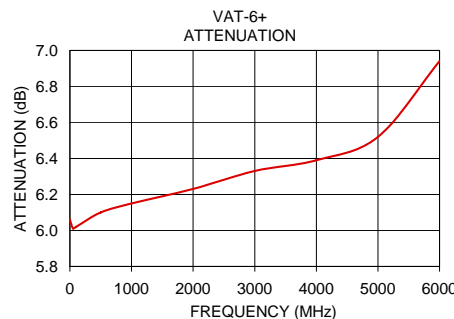
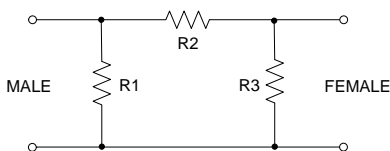
\* Attenuation varies by 0.3 dB max. over temperature.

\*\* Flatness= variation over band divided by 2.

## Typical Performance Data

Frequency (MHz)	Attenuation (dB)	VSWR (:1)
0.03	6.06	1.01
50.00	6.01	1.00
100.00	6.02	1.01
500.00	6.10	1.02
1000.00	6.15	1.04
2000.00	6.23	1.04
3000.00	6.33	1.02
4000.00	6.39	1.13
5000.00	6.52	1.29
6000.00	6.94	1.45

## Electrical Schematic



**Mini-Circuits®**  
ISO 9001 ISO 14001 AS 9100 CERTIFIED

P.O. Box 350166, Brooklyn, New York 11235-0003 (718) 934-4500 Fax (718) 332-4661 The Design Engineers Search Engine Provides ACTUAL Data Instantly at [minicircuits.com](http://minicircuits.com)

IF/RF MICROWAVE COMPONENTS

For detailed performance specs & shopping online see web site

Notes: 1. Performance and quality attributes and conditions not expressly stated in this specification sheet are intended to be excluded and do not form a part of this specification sheet. 2. Electrical specifications and performance data contained herein are based on Mini-Circuit's applicable established test performance criteria and measurement instructions. 3. The parts covered by this specification sheet are subject to Mini-Circuits standard limited warranty and terms and conditions (collectively, "Standard Terms"); Purchasers of this part are entitled to the rights and benefits contained therein. For a full statement of the Standard Terms and the exclusive rights and remedies thereunder, please visit Mini-Circuits' website at [www.minicircuits.com/MCLStore/terms.jsp](http://www.minicircuits.com/MCLStore/terms.jsp).

REV. F  
M108294  
VAT-6+  
LC/TD/CP  
090814