

Coaxial Matching Pad N-TYPE

UNMP-5075

50/75Ω

DC to 3000 MHz



CASE STYLE: FF779

Maximum Ratings

Operating Temperature -45°C to 100°C

Storage Temperature -55°C to 100°C

Permanent damage may occur if any of these limits are exceeded.

Features

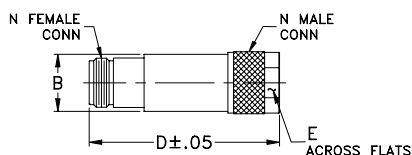
- minimum loss pad
- wideband coverage, DC to 3000 MHz
- 0.5 watt rating
- rugged unibody construction
- off-the-shelf availability
- very low cost

Connectors	Model	Price	Qty.
75ΩM-N	UNMP-5075	\$29.95 ea.	(1-9)
50ΩF-N			

Applications

- impedance matching

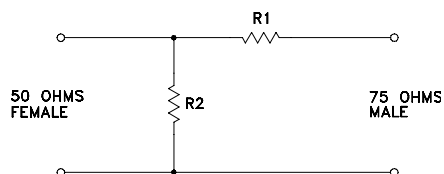
Outline Drawing



Outline Dimensions (inch/mm)

B	D	E	wt
.68	2.11	.718	grams
17.27	53.59	18.24	72.5

Electrical Schematic



Electrical Specifications

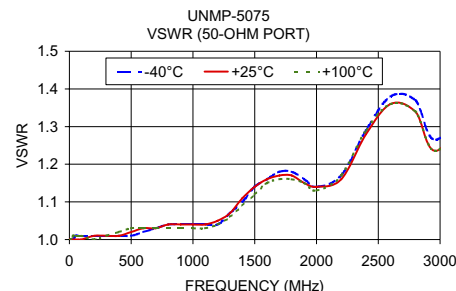
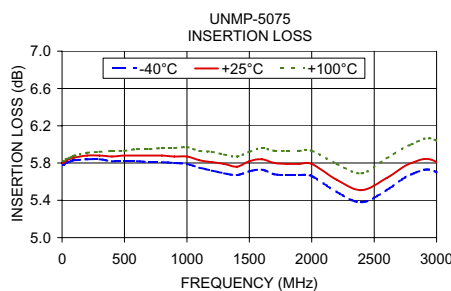
FREQ. (MHz)	ATTENUATION * (dB)				VSWR (:1) Max.			POWER (W)
	Flatness** Max.	DC-100 MHz	100-1000 MHz	1000-3000 MHz	DC-100 MHz	100-1000 MHz	1000-3000 MHz	
f_L-f_U	Nom.							
DC-3000	5.7±0.15	0.2	0.3	0.4	1.10	1.30	1.5	0.5

* Attenuation varies by 0.3 dB max. over temperature

** Flatness= variation over band divided by 2

Typical Performance Data

Frequency (MHz)	Attenuation (dB)	VSWR (:1)	
		50 Ω	75 Ω
1.00	5.80	1.00	1.00
5.00	5.80	1.00	1.00
10.00	5.80	1.00	1.00
50.00	5.84	1.00	1.01
100.00	5.86	1.00	1.01
300.00	5.88	1.01	1.03
500.00	5.88	1.02	1.05
800.00	5.88	1.04	1.07
1000.00	5.87	1.04	1.09
1200.00	5.81	1.05	1.11
1500.00	5.82	1.14	1.14
1800.00	5.79	1.17	1.17
2000.00	5.79	1.14	1.20
2600.00	5.64	1.36	1.30
3000.00	5.81	1.24	1.40



Mini-Circuits®
 ISO 9001 ISO 14001 AS 9100 CERTIFIED
 The Design Engineers Search Engine
 IF/RF MICROWAVE COMPONENTS

For detailed performance specs & shopping online see web site

P.O. Box 350166, Brooklyn, New York 11235-0003 (718) 934-4500 Fax (718) 332-4661 The Design Engineers Search Engine Provides ACTUAL Data Instantly at minicircuits.com

Notes: 1. Performance and quality attributes and conditions not expressly stated in this specification sheet are intended to be excluded and do not form a part of this specification sheet. 2. Electrical specifications and performance data contained herein are based on Mini-Circuit's applicable established test performance criteria and measurement instructions. 3. The parts covered by this specification sheet are subject to Mini-Circuits standard limited warranty and terms and conditions (collectively, "Standard Terms"); Purchasers of this part are entitled to the rights and benefits contained therein. For a full statement of the Standard Terms and the exclusive rights and remedies thereunder, please visit Mini-Circuits' website at www.minicircuits.com/MCLStore/terms.jsp.

REV. OR
 M90870
 ED-11538
 UNMP-5075
 WP/TD/CP/AM
 070302