

Coaxial

N-Type Fixed Attenuator

50Ω 1W 3dB DC to 6000 MHz

UNAT-3+



CASE STYLE: FF779

Connectors	Model	Price	Qty.
N-Type	UNAT-3+	\$15.95 ea.	(1-9)

Maximum Ratings

Operating Temperature -45°C to 100°C

Storage Temperature -55°C to 100°C

Permanent damage may occur if any of these limits are exceeded.

Features

- wideband coverage, DC to 6000 MHz
- 1 watt rating
- rugged unibody construction
- off-the-shelf availability
- very low cost

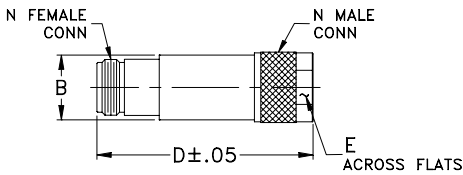
Applications

- impedance matching
- signal level adjustment

+ RoHS compliant in accordance with EU Directive (2002/95/EC)

The +Suffix has been added in order to identify RoHS Compliance. See our web site for RoHS Compliance methodologies and qualifications.

Outline Drawing



Outline Dimensions (inch/mm)

B	D	E	wt
.68	2.11	.718	grams
17.27	53.59	18.24	72.5

Electrical Specifications

FREQ. RANGE (MHz)	ATTENUATION * (dB)					VSWR (:1)					MAX. INPUT POWER (W)
	Flatness **										
	DC-3 GHz		3-4.5 GHz	4.5-6 GHz	DC-6 GHz	DC-3 GHz		3-4.5 GHz		4.5-6 GHz	
	Nom.	Typ.	Typ.	Typ.	Typ.	Typ.	Max.	Typ.	Max.	Typ.	
DC-6000	3±0.3	0.20	0.10	0.10	0.35	1.05	1.20	1.22	1.43	1.50	1.0

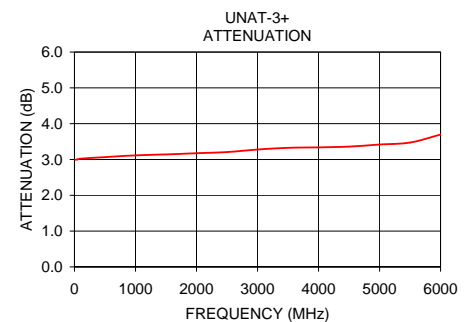
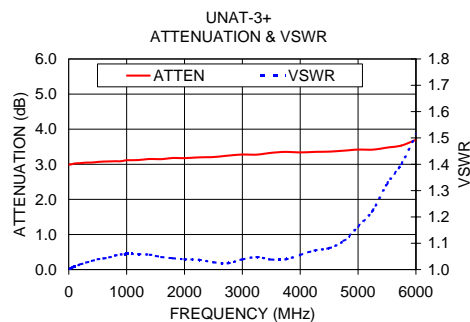
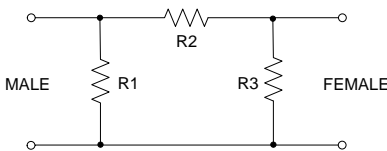
* Attenuation varies by 0.3 dB max. over temperature.

** Flatness= variation over band divided by 2.

Typical Performance Data

Frequency (MHz)	Attenuation (dB)	VSWR (:1)
10	2.99	1.00
50	3.00	1.01
100	3.02	1.01
500	3.07	1.04
1000	3.11	1.06
1600	3.15	1.05
2000	3.18	1.04
2500	3.21	1.03
3000	3.28	1.04
3500	3.33	1.04
4000	3.34	1.06
4500	3.36	1.08
5000	3.42	1.16
5500	3.47	1.33
6000	3.70	1.51

Electrical Schematic



Mini-Circuits
ISO 9001 ISO 14001 AS 9100 CERTIFIED

P.O. Box 350166, Brooklyn, New York 11235-0003 (718) 934-4500 Fax (718) 332-4661 The Design Engineers Search Engine Provides ACTUAL Data Instantly at minicircuits.com

IF/RF MICROWAVE COMPONENTS

For detailed performance specs & shopping online see web site

Notes: 1. Performance and quality attributes and conditions not expressly stated in this specification sheet are intended to be excluded and do not form a part of this specification sheet. 2. Electrical specifications and performance data contained herein are based on Mini-Circuit's applicable established test performance criteria and measurement instructions. 3. The parts covered by this specification sheet are subject to Mini-Circuits standard limited warranty and terms and conditions (collectively, "Standard Terms"); Purchasers of this part are entitled to the rights and benefits contained therein. For a full statement of the Standard Terms and the exclusive rights and remedies thereunder, please visit Mini-Circuits' website at www.minicircuits.com/MCLStore/terms.jsp.

REV. D
M113397
ED-10269
UNAT-3+
UR/LC/CP
080505