

Surface Mount RF Transformer

75Ω 30 to 1100 MHz

TX-2-5-1+ TX-2-5-1



CASE STYLE: TT240
PRICE: \$2.95 ea. QTY (25-49)

+ RoHS compliant in accordance
with EU Directive (2002/95/EC)

The +Suffix identifies RoHS Compliance. See our web site for
RoHS Compliance methodologies and qualifications.

Maximum Ratings

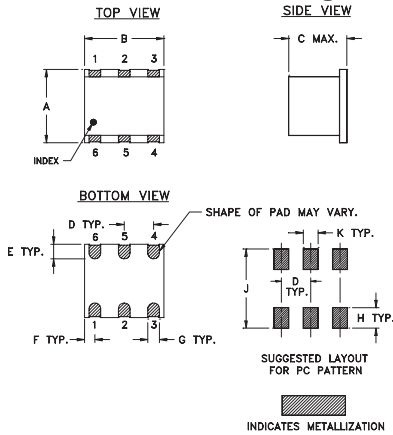
Operating Temperature	-20°C to 85°C
Storage Temperature	-55°C to 100°C
RF Power	0.25W
DC Current	30mA

Permanent damage may occur if any of these limits are exceeded.

Pin Connections

PRIMARY DOT	6
PRIMARY	4
SECONDARY DOT	3
SECONDARY	1
SECONDARY CT	2
NOT USED	5

Outline Drawing



Outline Dimensions (inch/mm)

A	B	C	D	E	F
.250	.31	.20	.100	.050	.055
6.35	7.87	5.08	2.54	1.27	1.40
G	H	J	K	wt	
.040	.070	.270	.050	grams	
1.02	1.78	6.86	1.27	0.50	

Features

- leadless surface mount
- excellent return loss, 25 dB in 1 bandwidth
- excellent amplitude balance, 0.4 dB typ. and phase unbalance, 3 deg typ.
- R class transformer

Applications

- balanced amplifiers
- VHF/UHF

"R class of TX version"

Transformer Electrical Specifications

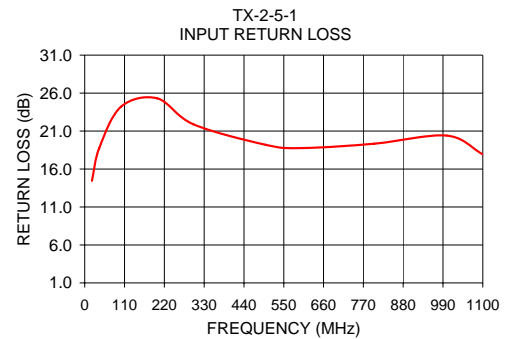
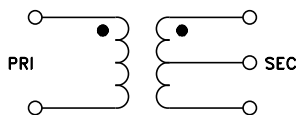
Ω RATIO**	FREQUENCY (MHz)	INSERTION LOSS*			PHASE UNBALANCE*** (Deg.) Typ.		AMPLITUDE UNBALANCE (dB) Typ.	
		3 dB MHz	2 dB MHz	1 dB MHz	1 dB bandwidth	2 dB bandwidth	1 dB bandwidth	2 dB bandwidth
2	30-1100	—	30-1100	100-800	3	—	0.4	—

* Insertion Loss is referenced to mid-band loss, 1.3 dB typ.
** impedance ratio=secondary (150 ohms)/primary (75 ohms)
*** deviation from 180°C

Typical Performance Data

FREQUENCY (MHz)	INSERTION LOSS (dB)	INPUT R. LOSS (dB)	AMPLITUDE UNBALANCE (dB)	PHASE UNBALANCE (Deg.)
20.00	1.49	14.44	0.06	0.46
40.00	1.27	18.74	0.05	0.57
100.00	1.24	24.19	0.09	1.01
200.00	1.60	25.31	0.07	3.30
300.00	1.55	21.89	0.06	3.49
500.00	1.33	19.19	0.03	2.60
600.00	1.29	18.76	0.01	1.79
800.00	1.48	19.33	0.01	0.55
1000.00	1.68	20.40	0.24	3.66
1100.00	1.66	17.94	0.46	5.47

Config. A



Mini-Circuits
ISO 9001 ISO 14001 AS 9100 CERTIFIED

P.O. Box 350166, Brooklyn, New York 11235-0003 (718) 934-4500 Fax (718) 332-4661 The Design Engineers Search Engine Provides ACTUAL Data Instantly at minicircuits.com

For detailed performance specs
& shopping online see web site

Notes: 1. Performance and quality attributes and conditions not expressly stated in this specification sheet are intended to be excluded and do not form a part of this specification sheet. 2. Electrical specifications and performance data contained herein are based on Mini-Circuit's applicable established test performance criteria and measurement instructions. 3. The parts covered by this specification sheet are subject to Mini-Circuits standard limited warranty and terms and conditions (collectively, "Standard Terms"); Purchasers of this part are entitled to the rights and benefits contained therein. For a full statement of the Standard Terms and the exclusive rights and remedies thereunder, please visit Mini-Circuits' website at www.minicircuits.com/MCLStore/terms.jsp.

REV. A
M98898
TX-2-5-1
ED-4542B
IG/TD/CP/AM
070920