

Plug-In

RF Transformer

50Ω 0.3 to 120 MHz

TMO-13-1T+



CASE STYLE: A11
PRICE: \$10.70 ea. QTY (1-9)

+ RoHS compliant in accordance with EU Directive (2002/95/EC)

The +Suffix has been added in order to identify RoHS Compliance. See our web site for RoHS Compliance methodologies and qualifications.

Maximum Ratings

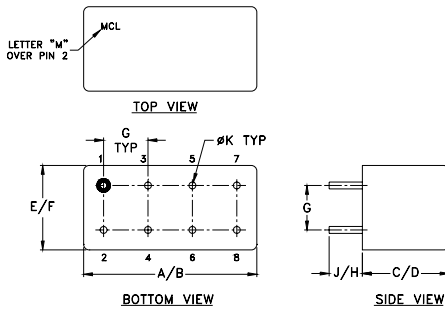
Operating Temperature	-55°C to 100°C
Storage Temperature	-55°C to 100°C
RF Power	0.25W
DC Current	30mA

Permanent damage may occur if any of these limits are exceeded.

Pin Connections

PRIMARY DOT	1
PRIMARY	5
SECONDARY DOT	2
SECONDARY	6
SECONDARY CT	4
CASE GROUND	7, 8
NOT USED	3

Outline Drawing



Outline Dimensions (inch/mm)

A	B	C	D	E	F
.480	.500	.240	.255	.210	.230
12.19	12.70	6.10	6.48	5.33	5.84
G	H	J	K	wt	
.100	.20	.14	.020	grams	
2.54	5.08	3.56	0.51	1.9	

Features

- excellent return loss
- hermetic case

Applications

- military, hi-rel requirements
- impedance matching

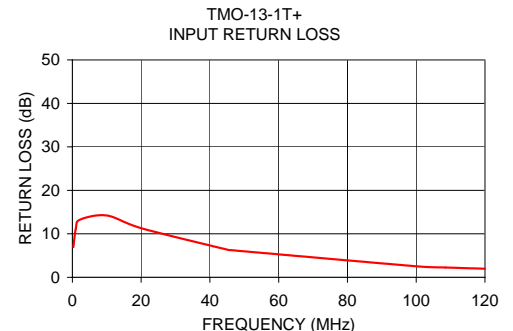
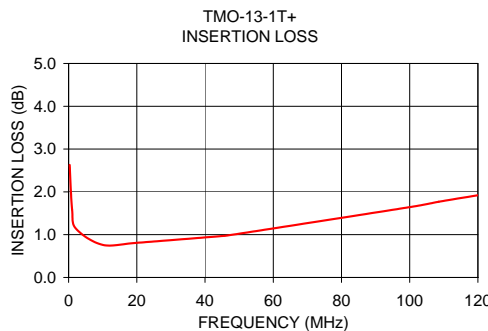

Transformer Electrical Specifications

Ω RATIO (Secondary/Primary)	FREQUENCY (MHz)	INSERTION LOSS*		
		3 dB MHz	2 dB MHz	1 dB MHz
13	0.3-120	0.3-120	0.7-80	5-20

*Insertion Loss is referenced to mid-band loss, 0.7 dB typ.

Typical Performance Data

FREQUENCY (MHz)	INSERTION LOSS (dB)	INPUT R. LOSS (dB)
0.30	2.63	6.95
1.01	1.59	11.16
2.17	1.14	13.24
10.03	0.76	14.21
20.13	0.81	11.28
45.28	0.97	6.32
46.55	0.98	6.21
100.51	1.65	2.51
108.53	1.77	2.25
120.00	1.92	1.97



Mini-Circuits®
ISO 9001 ISO 14001 AS 9100 CERTIFIED

P.O. Box 350166, Brooklyn, New York 11235-0003 (718) 934-4500 Fax (718) 332-4661 *The Design Engineers Search Engine* Provides ACTUAL Data Instantly at minicircuits.com

Notes: 1. Performance and quality attributes and conditions not expressly stated in this specification sheet are intended to be excluded and do not form a part of this specification sheet. 2. Electrical specifications and performance data contained herein are based on Mini-Circuit's applicable established test performance criteria and measurement instructions. 3. The parts covered by this specification sheet are subject to Mini-Circuits standard limited warranty and terms and conditions (collectively, "Standard Terms"); Purchasers of this part are entitled to the rights and benefits contained therein. For a full statement of the Standard Terms and the exclusive rights and remedies thereunder, please visit Mini-Circuits' website at www.minicircuits.com/MCLStore/terms.jsp.

For detailed performance specs & shopping online see web site

REV. B
M108294
TMO-13-1T+
IG/TD/AM
070806