

# Surface Mount RF Transformer

50Ω 0.3 to 140 MHz

T8-1T-KK81+  
T8-1T-KK81



CASE STYLE: KK81  
PRICE: \$7.95 ea. QTY (1-9)

## +RoHS Compliant

The +Suffix identifies RoHS Compliance. See our web site for RoHS Compliance methodologies and qualifications

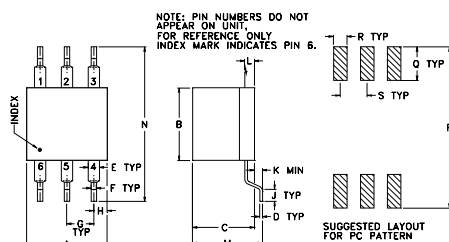
## Maximum Ratings

Operating Temperature	-20°C to 85°C
Storage Temperature	-55°C to 100°C
RF Power	0.25W
DC Current	30mA
Permanent damage may occur if any of these limits are exceeded.	

## Pin Connections

PRIMARY DOT	4
PRIMARY	6
SECONDARY DOT	3
SECONDARY	1
SECONDARY CT	2
NOT USED	5

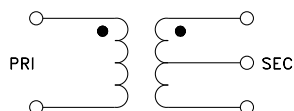
## Outline Drawing



## Outline Dimensions (inch)

A	B	C	D	E	F	G	H	J
.30	.27	.23	.010	.042	.020	.100	.05	.05
7.62	6.86	5.84	0.25	1.07	0.51	2.54	1.27	1.27
K	L	M	N	P	Q	R	S	wt
.020	.036	.26	.575	.600	.125	.050	.100	grams
0.51	0.91	6.60	14.61	15.24	3.18	1.27	2.54	0.50

## Config. A



## Notes

- Performance and quality attributes and conditions not expressly stated in this specification document are intended to be excluded and do not form a part of this specification document.
- Electrical specifications and performance data contained in this specification document are based on Mini-Circuit's applicable established test performance criteria and measurement instructions.
- The parts covered by this specification document are subject to Mini-Circuits standard limited warranty and terms and conditions (collectively, "Standard Terms"); Purchasers of this part are entitled to the rights and benefits contained therein. For a full statement of the Standard Terms and the exclusive rights and remedies thereunder, please visit Mini-Circuits' website at [www.minicircuits.com/MCLStore/terms.jsp](http://www.minicircuits.com/MCLStore/terms.jsp)

## Features

- good return loss
- also available with plug-in (X65) & flat-pack (W38) leads

## Applications

- VHF receivers/transmitters
- impedance matching

## Transformer Electrical Specifications

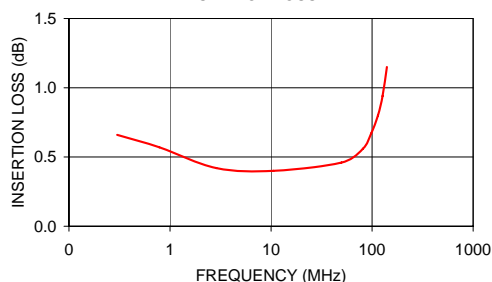
Ω RATIO (Secondary/Primary)	FREQUENCY (MHz)	INSERTION LOSS*		
		3 dB MHz	2 dB MHz	1 dB MHz
8	0.3-140	0.3-140	0.7-90	1-60

\*Insertion Loss is referenced to mid-band loss, 0.4 dB typ.

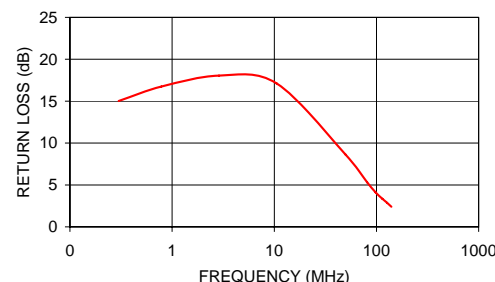
## Typical Performance Data

FREQUENCY (MHz)	INSERTION LOSS (dB)	INPUT R. LOSS (dB)
0.30	0.66	15.02
0.78	0.57	16.74
2.87	0.42	18.05
10.54	0.40	17.12
49.74	0.46	8.63
81.07	0.56	5.31
97.98	0.67	4.11
114.26	0.80	3.35
126.99	0.94	2.87
140.00	1.15	2.40

T8-1T-KK81  
INSERTION LOSS



T8-1T-KK81  
INPUT RETURN LOSS



[www.minicircuits.com](http://www.minicircuits.com) P.O. Box 35166, Brooklyn, NY 11235-0003 (718) 934-4500 [sales@minicircuits.com](mailto:sales@minicircuits.com)

REV. A  
M98898  
T8-1T-KK81  
IG/TD/CP  
131122