


Surface Mount RF Transformer

50Ω 0.015 to 300 MHz

T1-6T+
T1-6T



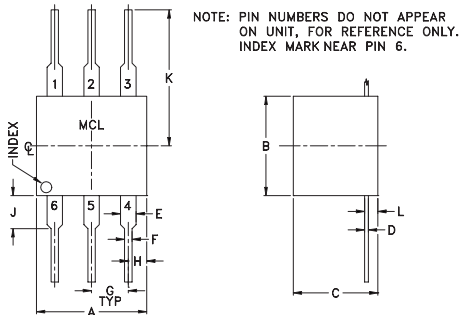
Maximum Ratings

Operating Temperature	-20°C to 85°C
Storage Temperature	-55°C to 100°C
RF Power	0.25W
DC Current	30mA
Permanent damage may occur if any of these limits are exceeded.	

Pin Connections

PRIMARY DOT	4
PRIMARY	6
SECONDARY DOT	3
SECONDARY	1
SECONDARY CT	2
NOT USED	5

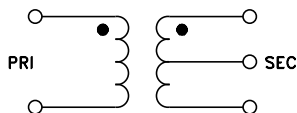
Outline Drawing



Outline Dimensions (inch)

A	B	C	D	E	F
.30	.27	.23	.010	.042	.020
7.62	6.86	5.84	0.25	1.07	0.51
G	H	J	K	L	wt
.100	.05	.09	.31	.036	grams
2.54	1.27	2.29	7.87	0.91	0.50

Config. A



Features

- wideband, 0.015 to 300 MHz
- excellent return loss
- also available with surface mount gull wing (KK81) plug-in (X65) leads

Applications

- VHF/UHF receivers/transmitters
- impedance matching

CASE STYLE: W38
PRICE: \$ 6.95 ea. QTY (1-9)

+ RoHS compliant in accordance
with EU Directive (2002/95/EC)

The +Suffix identifies RoHS Compliance. See our web site
for RoHS Compliance methodologies and qualifications.

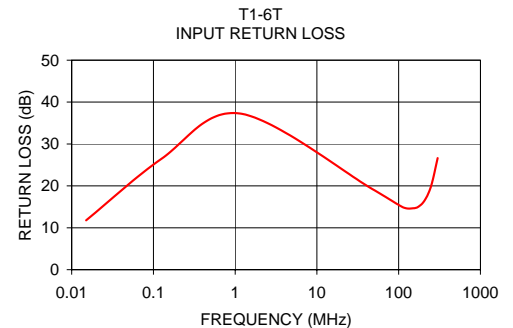
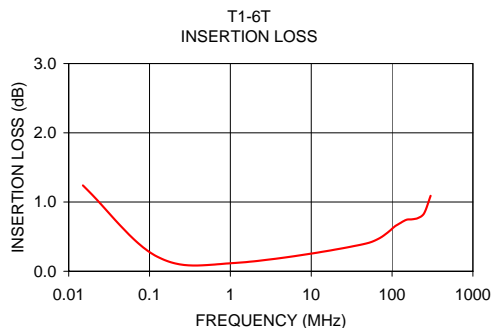
Transformer Electrical Specifications

Ω RATIO	FREQUENCY (MHz)	INSERTION LOSS*		
		3 dB MHz	2 dB MHz	1 dB MHz
1	0.015-300	0.015-300	0.021-150	0.03-50

*Insertion Loss is referenced to mid-band loss, 0.1 dB typ.

Typical Performance Data

FREQUENCY (MHz)	INSERTION LOSS (dB)	INPUT R. LOSS (dB)
0.02	1.24	11.77
0.13	0.21	26.45
1.15	0.12	37.26
47.47	0.40	19.27
111.99	0.66	14.92
147.83	0.74	14.64
175.75	0.75	15.08
209.75	0.77	16.64
250.25	0.84	20.06
300.00	1.09	26.64



Mini-Circuits®
ISO 9001 ISO 14001 AS 9100 CERTIFIED

P.O. Box 350166, Brooklyn, New York 11235-0003 (718) 934-4500 Fax (718) 332-4661 The Design Engineers Search Engine  Provides ACTUAL Data Instantly at minicircuits.com

Notes: 1. Performance and quality attributes and conditions not expressly stated in this specification sheet are intended to be excluded and do not form a part of this specification sheet. 2. Electrical specifications and performance data contained herein are based on Mini-Circuit's applicable established test performance criteria and measurement instructions. 3. The parts covered by this specification sheet are subject to Mini-Circuits standard limited warranty and terms and conditions (collectively, "Standard Terms"); Purchasers of this part are entitled to the rights and benefits contained therein. For a full statement of the Standard Terms and the exclusive rights and remedies thereunder, please visit Mini-Circuits' website at www.minicircuits.com/MCLStore/terms.jsp.

For detailed performance specs
& shopping online see web site

REV. A
M98898
T1-6T
IG/TD/CP
080617