

# Coaxial Low Pass Filter

## SLP-100+

50Ω DC to 98 MHz

### Maximum Ratings

Operating Temperature	-55°C to 100°C
Storage Temperature	-55°C to 100°C
RF Power Input	0.5W max.

Permanent damage may occur if any of these limits are exceeded.

### Features

- good attenuation rate, 1.35 typ. 20dB/ 3dB BW ratio
- rugged shielded case
- other SLP models available with wide selection of cut-off frequencies

### Applications

- lab use
- test equipment
- video equipment



CASE STYLE: FF99

Connectors	Model	Price	Qty.
SMA	SLP-100+	\$34.95 ea.	(1-9)

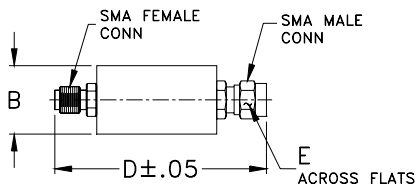
**+ RoHS compliant in accordance with EU Directive (2002/95/EC)**

The +Suffix has been added in order to identify RoHS Compliance. See our web site for RoHS Compliance methodologies and qualifications.

### Low Pass Filter Electrical Specifications

PASSBAND (MHz)	fco (MHz) Nom.	STOPBAND (MHz)		VSWR (:1)	
		(loss > 20 dB)	(loss > 40 dB)	Passband Typ.	Stopband Typ.
DC-98	108	146-189	189-400	1.7	18

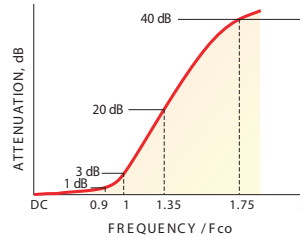
### Outline Drawing



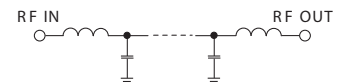
### Outline Dimensions (inch/mm)

B	D	E	wt
.67	1.98	.312	grams
17.02	50.29	7.92	42.0

### typical frequency response

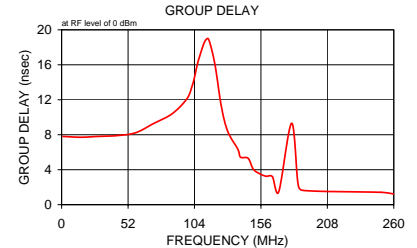
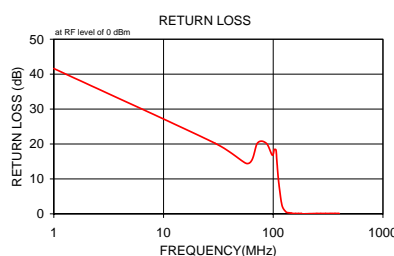
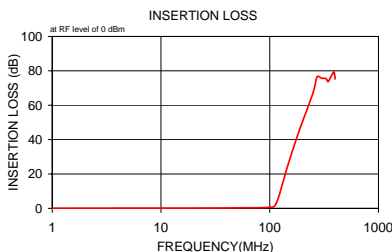


### electrical schematic



### Typical Performance Data

Frequency (MHz)	Insertion Loss (dB)		Return Loss (dB)	Frequency (MHz)	Group Delay (nsec)
	$\bar{x}$	$\sigma$			
1.00	0.02	0.1	41.6	1.00	7.802
29.50	0.16	0.1	20.2	15.00	7.718
58.00	0.34	0.1	14.4	29.50	7.812
72.00	0.31	0.1	20.3	43.50	7.901
86.50	0.41	0.1	20.2	58.00	8.226
98.00	0.58	0.1	16.8	72.00	9.283
102.00	0.62	0.1	18.4	86.50	10.402
106.00	0.75	0.1	18.3	98.00	12.091
108.00	0.93	0.2	15.0	102.00	13.505
112.00	1.72	0.5	9.3	104.00	14.551
120.00	5.98	1.3	2.5	106.00	15.904
130.01	13.62	1.3	0.6	108.00	16.952
138.02	19.37	1.2	0.3	112.00	18.647
140.02	20.73	1.2	0.3	115.00	18.923
146.02	24.55	1.2	0.2	120.00	16.027
150.03	26.95	1.1	0.1	125.00	11.256
160.03	32.54	1.2	0.1	130.00	8.381
170.04	37.64	1.2	0.1	138.00	6.335
180.04	42.35	1.2	0.1	140.00	5.440
185.04	44.43	1.3	0.0	146.00	5.302
189.05	46.24	1.4	0.0	150.00	4.068
250.07	67.20	3.6	0.1	155.00	3.545
271.58	76.41	8.4	0.1	160.00	3.249
300.08	75.73	6.4	0.1	165.00	3.192
330.08	75.45	3.9	0.1	170.00	1.495
343.07	73.72	2.6	0.1	180.00	9.308
360.08	75.87	4.3	0.1	185.00	2.440
371.58	77.51	9.8	0.1	189.00	1.634
390.08	79.32	7.8	0.1	250.00	1.412
400.08	75.26	2.4	0.1	260.00	1.228



P.O. Box 350166, Brooklyn, New York 11235-0003 (718) 934-4500 Fax (718) 332-4661 The Design Engineers Search Engine Provides ACTUAL Data Instantly at [minicircuits.com](http://minicircuits.com)

Notes: 1. Performance and quality attributes and conditions not expressly stated in this specification sheet are intended to be excluded and do not form a part of this specification sheet. 2. Electrical specifications and performance data contained herein are based on Mini-Circuit's applicable established test performance criteria and measurement instructions. 3. The parts covered by this specification sheet are subject to Mini-Circuit's standard limited warranty and terms and conditions (collectively, "Standard Terms"); Purchasers of this part are entitled to the rights and benefits contained therein. For a full statement of the Standard Terms and the exclusive rights and remedies thereunder, please visit Mini-Circuits' website at [www.minicircuits.com/MCLStore/terms.jsp](http://www.minicircuits.com/MCLStore/terms.jsp).

REV. B  
M108294  
SLP-100+  
090821