

SMA/BNC

# Adaptenuator

## SF-BF-3

50Ω 0.5W 3dB DC to 2000 MHz



### Maximum Ratings

Operating Temperature	-55°C to 100°C
Storage Temperature	-55°C to 150°C
Permanent damage may occur if any of these limits are exceeded.	

### Features

- improved interface matching
- wideband, DC to 2000 MHz, useable to 4000 MHz
- excellent VSWR, 1.1:1 typ.
- excellent flatness, ±0.1dB typ.
- rugged unibody construction

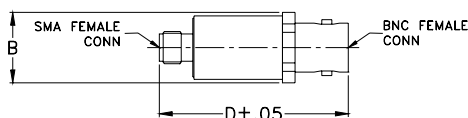
CASE STYLE: DJ872

Connectors	Model	Price	Qty.
Conn1 SMA-Female	Conn2 BNC-Female	SF-BF-3	\$19.95 ea. (1-24)

### Applications

- instrumentation
- provides attenuation and connector type change
- minimizes hardware

### Outline Drawing



### Electrical Specifications

FREQ. (MHz)	ATTENUATION (dB)						VSWR (:1)						MAX. INPUT POWER (W)	
	Flatness*													
	DC-500 MHz		DC-1000 MHz		DC-2000 MHz		DC-500 MHz		DC-1000 MHz		DC-2000 MHz			
$f_L-f_U$	Nom.	Typ.	Max.	Typ.	Max.	Typ.	Max.	Typ.	Max.	Typ.	Max.	Typ.	Max.	
DC-2000	3±0.3	0.05	0.15	0.10	0.20	0.15	0.25	1.1	1.2	1.1	1.2	1.2	1.25	0.5

\*Flatness defined as peak to peak attenuation over band divided by 2.

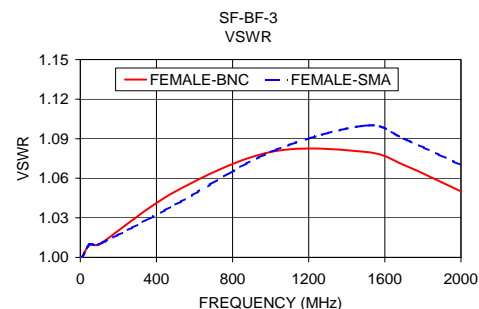
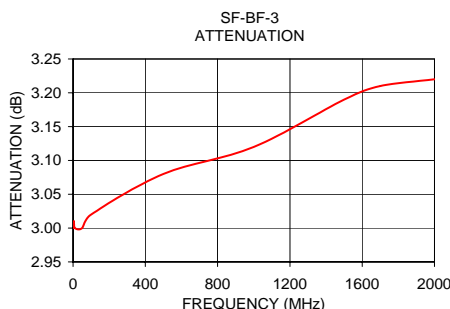
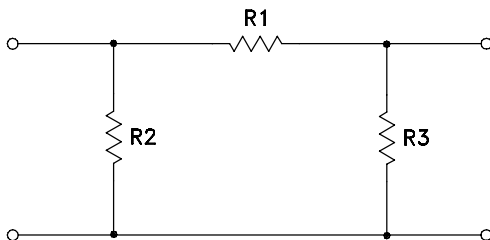
### Typical Performance Data

FREQUENCY (MHz)	ATTENUATION (dB)	VSWR (:1)	
		BNC-Female	SMA-Female
1.00	3.00	1.00	1.00
5.00	3.01	1.00	1.00
10.00	3.00	1.00	1.00
50.00	3.00	1.01	1.01
100.00	3.02	1.01	1.01
500.00	3.08	1.05	1.04
1000.00	3.12	1.08	1.08
1500.00	3.19	1.08	1.10
1700.00	3.21	1.07	1.09
2000.00	3.22	1.05	1.07

### Outline Dimensions (inch/mm)

B	D	wt
.55	1.47	grams
13.97	37.34	16.2

### Electrical Schematic



**Mini-Circuits**  
 ISO 9001 ISO 14001 AS 9100 CERTIFIED  
 The Design Engineers Search Engine  
 IFR/MICROWAVE COMPONENTS

For detailed performance specs  
 & shopping online see web site

P.O. Box 350166, Brooklyn, New York 11235-0003 (718) 934-4500 Fax (718) 332-4661 The Design Engineers Search Engine Provides ACTUAL Data Instantly at [minicircuits.com](http://minicircuits.com)

Notes: 1. Performance and quality attributes and conditions not expressly stated in this specification sheet are intended to be excluded and do not form a part of this specification sheet. 2. Electrical specifications and performance data contained herein are based on Mini-Circuit's applicable established test performance criteria and measurement instructions. 3. The parts covered by this specification sheet are subject to Mini-Circuits standard limited warranty and terms and conditions (collectively, "Standard Terms"); Purchasers of this part are entitled to the rights and benefits contained therein. For a full statement of the Standard Terms and the exclusive rights and remedies thereunder, please visit Mini-Circuits' website at [www.minicircuits.com/MCLStore/terms.jsp](http://www.minicircuits.com/MCLStore/terms.jsp).

REV. B  
 M96826  
 EE-9890  
 SF-BF-3  
 URJ/TD/CP/AM  
 090720