

Surface Mount Low Pass Filter

SCLF-44+ SCLF-44

50Ω DC to 44 MHz

Maximum Ratings

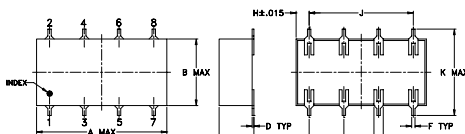
Operating Temperature	-40°C to 85°C
Storage Temperature	-55°C to 100°C
RF Power Input	0.5W max.

Permanent damage may occur if any of these limits are exceeded.

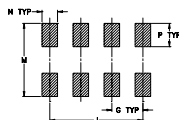
Pin Connections

INPUT	1
OUTPUT	8
GROUND	2,3,4,5,6,7

Outline Drawing



PCB Land Pattern



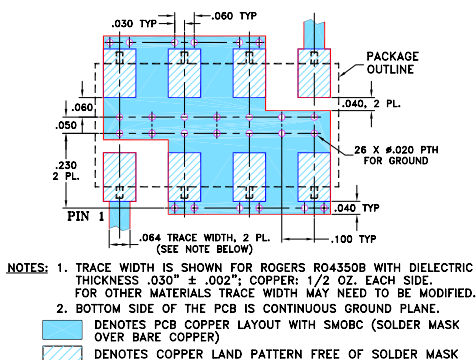
Suggested Layout,
Tolerance to be within ±.002

Outline Dimensions (inch)

A	B	C	D	E	F	G
0.75	0.38	0.28	0.01	0.05	0.02	0.2
19.05	9.65	7.11	0.25	1.27	0.51	5.08

H	J	K	M	N	P	wt
0.075	0.6	0.45	0.47	0.1	0.15	grams
1.91	15.24	11.43	11.94	2.54	3.81	1.60

Demo Board MCL P/N: TB-187+ Suggested PCB Layout (PL-049)



Features

- wide selection of cut-off frequencies
- excellent rejection
- custom models available

Applications

- defense communications
- receivers/transmitters
- harmonic rejection of VCOs



CASE STYLE: YY161
PRICE: \$8.95 ea. QTY (1-9)

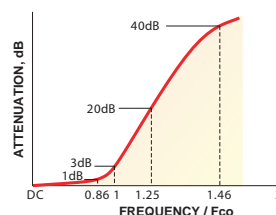
+ RoHS compliant in accordance
with EU Directive (2002/95/EC)

The +Suffix identifies RoHS Compliance. See our web site for RoHS Compliance methodologies and qualifications.

Low Pass Filter Electrical Specifications

PASSBAND (MHz)	fco, (MHz) Nom.	STOPBAND (MHz)		VSWR (:1)	
		(loss > 20 dB)	(loss > 40 dB)	Pass band Typ.	Stop band Typ.
DC-44	48.5	59-65.5	65.5-420	1.3	18

typical frequency response



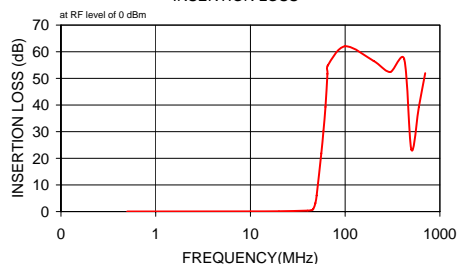
Electrical Schematic



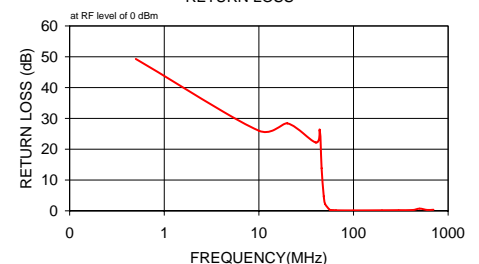
Typical Performance Data

Frequency (MHz)	Insertion Loss (dB)		Return Loss (dB)
	\bar{x}	σ	
0.50	0.03	0.00	49.30
10.00	0.07	0.01	26.00
20.00	0.12	0.00	28.39
40.00	0.36	0.02	22.17
44.00	0.52	0.02	26.21
46.00	0.92	0.12	13.84
48.50	3.16	0.45	4.71
50.00	6.03	0.64	2.29
56.00	21.84	0.84	0.35
59.00	30.18	0.95	0.24
62.00	39.28	1.26	0.19
65.00	51.71	2.71	0.17
65.50	54.80	3.59	0.16
100.00	62.05	3.71	0.13
200.00	56.52	3.69	0.18
300.00	52.40	2.98	0.21
420.00	57.26	1.51	0.26
500.00	23.28	1.04	0.72
600.00	39.26	1.89	0.29
700.00	51.96	4.10	0.36
800.00	8.66	0.78	7.16

SCLF-44 INSERTION LOSS



SCLF-44 RETURN LOSS



Mini-Circuits
ISO 9001 ISO 14001 AS 9100 CERTIFIED
IF/RF MICROWAVE COMPONENTS

For detailed performance specs
& shopping online see web site

P.O. Box 350166, Brooklyn, New York 11235-0003 (718) 934-4500 Fax (718) 332-4661 The Design Engineers Search Engine Provides ACTUAL Data Instantly at minicircuits.com

Notes: 1. Performance and quality attributes and conditions not expressly stated in this specification sheet are intended to be excluded and do not form a part of this specification sheet. 2. Electrical specifications and performance data contained herein are based on Mini-Circuit's applicable established test performance criteria and measurement instructions. 3. The parts covered by this specification sheet are subject to Mini-Circuits standard limited warranty and terms and conditions (collectively, "Standard Terms"); Purchasers of this part are entitled to the rights and benefits contained therein. For a full statement of the Standard Terms and the exclusive rights and remedies thereunder, please visit Mini-Circuits' website at www.minicircuits.com/MCLStore/terms.jsp.

REV. D
M111708
SCLF-44
070716