

Surface Mount

Power Splitter/Combiner

SCA-4-10-75+

4 Way-0° 75Ω 10 to 1000 MHz



Maximum Ratings

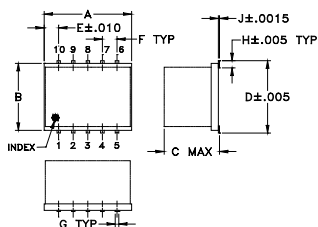
Operating Temperature	-40°C to 85°C
Storage Temperature	-55°C to 100°C
Power Input (as a splitter)	0.5W max.
Internal Dissipation	0.375W max.

Permanent damage may occur if any of these limits are exceeded.

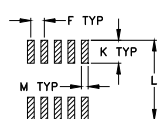
Pin Connections

SUM PORT	3
PORT 1	6
PORT 2	7
PORT 3	9
PORT 4	10
GROUND	1,2,4,5,8

Outline Drawing



PCB Land Pattern

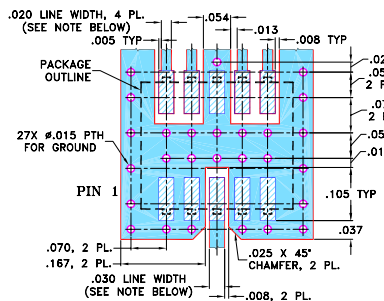


Suggested Layout, Tolerance to be within ±0.02

Outline Dimensions (inch/mm)

A	B	C	D	E	F	G
.30	.250	.190	.266	.050	.050	.012
7.62	6.35	4.83	6.76	1.27	1.27	0.30
H	J	K	L	M	wt	
.029	.004	.085	.296	.030	grams	
0.74	0.10	2.16	7.52	0.76	0.5	

Demo Board MCL P/N: TB-247 Suggested PCB Layout (PL-133)



NOTE: 1. TRACE WIDTH IS SHOWN FOR ROGERS RO4350 WITH DIELECTRIC THICKNESS 0.030" ± 0.002". COPPER: 1/2 OZ. EACH SIDE. FOR OTHER MATERIALS TRACE WIDTH MAY NEED TO BE MODIFIED.
2. BOTTOM SIDE OF THE PCB IS CONTINUOUS GROUND PLANE.

- DENOTES PCB COPPER LAYOUT
- DENOTES COPPER LAND PATTERN FREE OF SOLDERMASK

Features

- wideband, 10-1000 MHz
- high isolation, 25 dB typ.
- good amplitude unbalance, 0.5 dB typ.
- patent pending

Applications

- cellular
- UHF/VHF receivers/transmitters

CASE STYLE: DZ943
PRICE: \$6.95 ea. QTY. (10-49)

+ RoHS compliant in accordance with EU Directive (2002/95/EC)

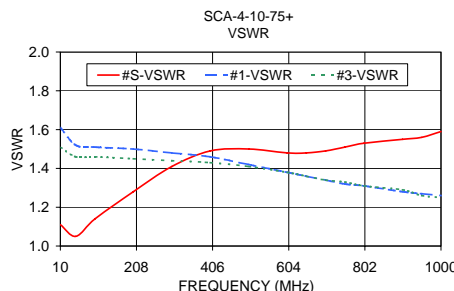
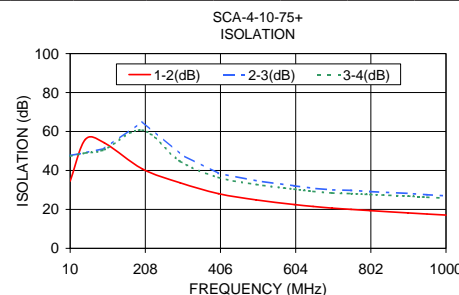
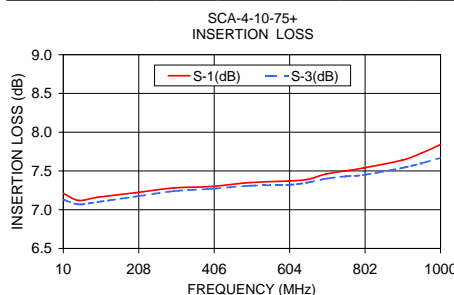
The +Suffix has been added in order to identify RoHS Compliance. See our web site for RoHS Compliance methodologies and qualifications.

Electrical Specifications

FREQ. RANGE (MHz)	ISOLATION (dB)		INSERTION LOSS (dB) ABOVE 6.0 dB		PHASE UNBALANCE (Degrees)	AMPLITUDE UNBALANCE (dB)
	Typ.	Min.	Typ.	Max.		
10-1000						
10-400	30	22	1.2	2.3	6	1.2
400-650	25	18	1.5	2.2	9	0.9
650-1000	20	15	2.0	2.5	10	0.9

Typical Performance Data

Freq. (MHz)	Insertion Loss (dB)				Amp. Unbal. (dB)	Isolation (dB)			Phase Unbal. (deg.)	VSWR S	VSWR 1	VSWR 2	VSWR 3	VSWR 4
	S-1	S-2	S-3	S-4		1-2	1-3	2-3						
10.00	7.21	6.78	7.13	7.53	0.74	34.55	47.68	47.34	1.86	1.11	1.61	1.48	1.51	1.64
50.00	7.12	6.75	7.07	7.43	0.68	55.90	49.10	48.97	0.85	1.05	1.52	1.42	1.46	1.57
100.00	7.16	6.77	7.10	7.48	0.71	54.20	51.26	50.69	0.94	1.14	1.51	1.43	1.46	1.55
200.00	7.22	6.87	7.17	7.53	0.66	40.79	65.07	60.68	1.45	1.28	1.50	1.44	1.45	1.52
300.00	7.28	6.95	7.24	7.56	0.61	33.63	48.42	44.66	2.13	1.41	1.48	1.45	1.44	1.49
400.00	7.30	7.01	7.27	7.56	0.55	28.11	38.54	36.47	2.40	1.49	1.46	1.46	1.43	1.45
500.00	7.35	7.03	7.31	7.59	0.56	24.85	34.71	32.80	2.83	1.50	1.42	1.44	1.41	1.41
600.00	7.37	7.02	7.32	7.60	0.58	22.50	32.13	30.41	2.98	1.48	1.38	1.40	1.38	1.36
650.00	7.39	7.04	7.35	7.63	0.59	21.50	30.85	29.23	3.11	1.48	1.36	1.39	1.36	1.34
700.00	7.46	7.11	7.40	7.67	0.56	20.63	30.04	28.44	3.53	1.49	1.34	1.37	1.34	1.33
750.00	7.50	7.14	7.43	7.70	0.56	19.98	29.78	28.11	3.53	1.51	1.32	1.34	1.33	1.31
800.00	7.54	7.15	7.45	7.75	0.59	19.37	29.15	27.66	3.59	1.53	1.31	1.32	1.31	1.30
900.00	7.64	7.26	7.54	7.82	0.56	18.17	28.23	26.83	4.14	1.55	1.28	1.27	1.29	1.29
950.00	7.73	7.31	7.60	7.88	0.57	17.63	27.54	26.25	4.30	1.56	1.27	1.25	1.26	1.29
1000.00	7.84	7.40	7.67	7.98	0.57	17.09	26.99	25.74	4.59	1.59	1.26	1.24	1.25	1.29



electrical schematic



Mini-Circuits®
ISO 9001 ISO 14001 AS 9100 CERTIFIED

P.O. Box 350166, Brooklyn, New York 11235-0003 (718) 934-4500 Fax (718) 332-4661 The Design Engineers Search Engine Provides ACTUAL Data Instantly at minicircuits.com

Notes: 1. Performance and quality attributes and conditions not expressly stated in this specification sheet are intended to be excluded and do not form a part of this specification sheet. 2. Electrical specifications and performance data contained herein are based on Mini-Circuit's applicable established test performance criteria and measurement instructions. 3. The parts covered by this specification sheet are subject to Mini-Circuits standard limited warranty and terms and conditions (collectively, "Standard Terms"); Purchasers of this part are entitled to the rights and benefits contained therein. For a full statement of the Standard Terms and the exclusive rights and remedies thereunder, please visit Mini-Circuits' website at www.minicircuits.com/MCLStore/terms.jsp.

For detailed performance specs & shopping online see web site

REV. C
M116905
ED-10856/1
SCA-4-10-75+
WZ/TD/CP/AM
090827