

Power Splitter/Combiner

SBTC-2-10-75LX+

2 Way-0° 75Ω

10 to 1000 MHz



Leads
CASE STYLE: AT1739
PRICE: \$3.64 ea. QTY (20)
\$2.84 ea. QTY (1000)

+RoHS Compliant
The +Suffix identifies RoHS Compliance. See our web site for RoHS Compliance methodologies and qualifications

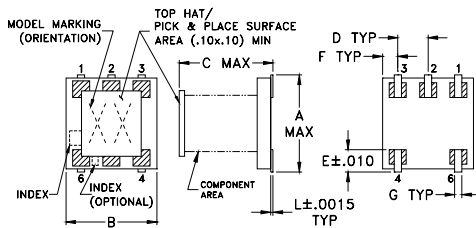
Maximum Ratings

Operating Temperature	-40°C to 85°C
Storage Temperature	-55°C to 100°C
Power Input (as a splitter)	0.5W max.
Internal Dissipation	0.125W max.

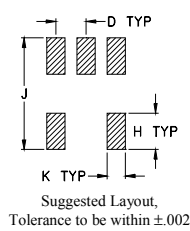
Pin Connections

SUM PORT	6
PORT 1	3
PORT 2	4
GROUND	1,2
NOT USED	5

Outline Drawing



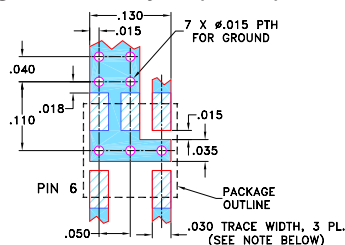
PCB Land Pattern



Outline Dimensions (inch/mm)

A	B	C	D	E	F
.166	.150	.155	.050	.037	.025
4.22	3.81	3.94	1.27	0.94	0.64
G	H	J	K	K	wt
.012	.060	.184	.030	.004	grams
0.30	1.52	4.67	0.76	0.10	0.10

Demo Board MCL P/N: TB-277 Suggested PCB Layout (PL-153)



- NOTE: 1. TRACE WIDTH IS SHOWN FOR ROGERS RO4350B WITH DIELECTRIC THICKNESS 0.030" ± 0.002". COPPER: 1/2 OZ. EACH SIDE. FOR OTHER MATERIALS TRACE WIDTH MAY NEED TO BE MODIFIED.
2. BOTTOM SIDE OF THE PCB IS CONTINUOUS GROUND PLANE.
DENOTES PCB COPPER LAYOUT WITH SMOBC (SOLDER MASK OVER BARE COPPER)
DENOTES COPPER LAND PATTERN FREE OF SOLDER MASK

Features

- low insertion loss, 0.8 dB typ.
- excellent amplitude unbalance, 0.15 dB typ.
- very good phase unbalance, 1.0 deg. typ.
- small size, 0.166"x0.150"x0.155"
- temperature stable LTCC base
- small size
- low cost
- aqueous washable
- protected by US patent 6,963,255

Applications

- UHF/VHF receivers/transmitters
- cellular

Electrical Specifications

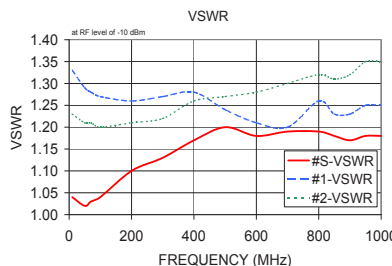
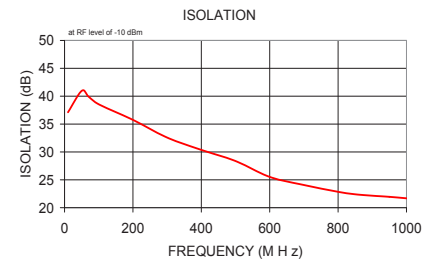
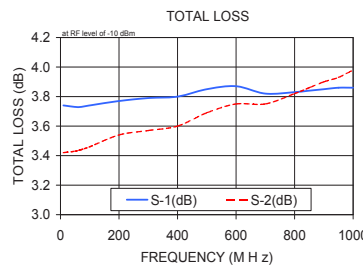
FREQ. RANGE (MHz)	ISOLATION (dB)			INSERTION LOSS (dB) ABOVE 3.0 dB			PHASE UNBALANCE (Degrees)			AMPLITUDE UNBALANCE (dB)								
	L	M	U	L	M	U	L	M	U	L	M	U						
f _L -f _U	Typ. Min.	Typ. Min.	Typ. Min.	Typ. Max.	Typ. Max.	Typ. Max.	Max.	Max.	Max.	Max.	Max.	Max.						
10-1000	35	20	28	20	21	17	0.7	1.2	0.6	1.2	0.7	1.4	3	3	5	0.7	0.6	0.6

L = low range [f_L to 10 f_L] M = mid range [10 f_L to f_U/2] U = upper range [f_U/2 to f_U]

Typical Performance Data

Frequency (MHz)	Total Loss ¹ (dB) S-1	Total Loss ¹ (dB) S-2	Amplitude Unbalance (dB)	Isolation (dB)	Phase Unbalance (deg.)	VSWR S	VSWR 1	VSWR 2
10.00	3.74	3.42	0.31	37.11	0.66	1.04	1.33	1.23
50.00	3.73	3.43	0.30	40.95	0.14	1.02	1.29	1.21
70.00	3.73	3.44	0.29	39.94	0.14	1.03	1.28	1.21
100.00	3.74	3.46	0.29	38.55	0.13	1.04	1.27	1.20
200.00	3.77	3.54	0.22	35.75	0.09	1.10	1.26	1.21
300.00	3.79	3.57	0.22	32.58	0.54	1.13	1.27	1.22
400.00	3.80	3.60	0.20	30.37	0.60	1.17	1.28	1.26
500.00	3.85	3.69	0.16	28.37	0.64	1.20	1.24	1.27
600.00	3.87	3.75	0.12	25.52	0.74	1.18	1.21	1.28
700.00	3.82	3.75	0.07	24.07	0.75	1.19	1.20	1.30
800.00	3.83	3.82	0.03	22.85	0.77	1.19	1.26	1.32
850.00	3.84	3.86	0.03	22.40	0.73	1.18	1.23	1.31
900.00	3.85	3.90	0.06	22.15	0.69	1.17	1.23	1.32
950.00	3.86	3.93	0.08	21.95	0.64	1.18	1.25	1.35
1000.00	3.86	3.98	0.11	21.68	0.58	1.18	1.25	1.35

1. Total Loss = Insertion Loss + 3dB splitter loss.



electrical schematic



P.O. Box 350166, Brooklyn, New York 11235-0003 (718) 934-4500 Fax (718) 332-4661 The Design Engineers Search Engine Provides ACTUAL Data Instantly at minicircuits.com

IF/RF MICROWAVE COMPONENTS

Notes: 1. Performance and quality attributes and conditions not expressly stated in this specification sheet are intended to be excluded and do not form a part of this specification sheet. 2. Electrical specifications and performance data contained herein are based on Mini-Circuit's applicable established test performance criteria and measurement instructions. 3. The parts covered by this specification sheet are subject to Mini-Circuit's standard limited warranty and terms and conditions (collectively, "Standard Terms"); Purchasers of this part are entitled to the rights and benefits contained therein. For a full statement of the Standard Terms and the exclusive rights and remedies thereunder, please visit Mini-Circuit's website at www.minicircuits.com/MCLStore/terms.jsp.

For detailed performance specs & shopping online see web site

REV. OR
M136168
SBTC-2-10-75LX+
ED-9226C1
WZ/TD/CP/AM
120417