

# Surface Mount Power Splitter/Combiner

## SBB-2-10+ SBB-2-10

2 Way-0° 50Ω 800 to 1000 MHz



### Maximum Ratings

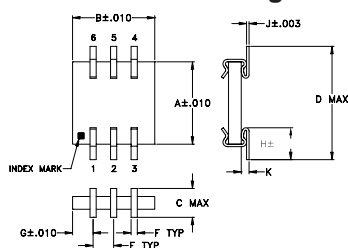
Operating Temperature	-40°C to 85°C
Storage Temperature	-55°C to 100°C
Power Input (as a splitter)	10W max.
Internal Dissipation	0.25W max.

Permanent damage may occur if any of these limits are exceeded.

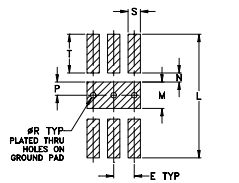
### Pin Connections

SUMPORT	2
PORT 1	6
PORT 2	4
GROUND	1,3,5

### Outline Drawing



### PCB Land Pattern

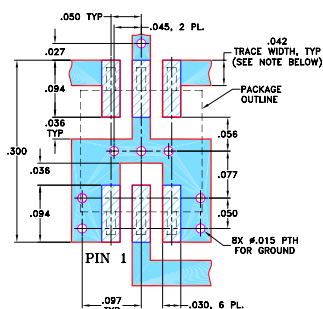


Suggested Layout,  
Tolerance to be within ±002  
ADJACENT GROUND PINS SHALL BE CONNECTED  
TO EACH OTHER AND TO GROUND PAD

### Outline Dimensions (inch/mm)

A	B	C	D	E	F	G	H	J	K	
.200	.200	.070	.275	.050	.015	.050	.085	.006	.019	
5.08	5.08	1.78	6.99	1.27	0.38	1.27	2.16	0.15	0.48	
L	M	N	P	Q	R	S	T		wt	
.300	.064	.022	.032	--	.014	.030	.094		grams	
7.62	1.63	0.56	0.81	--	0.36	0.76	2.39		0.1	

### Demo Board MCL P/N: TB-156 Suggested PCB Layout (PL-003)



- NOTES: 1. TRACE WIDTH IS SHOWN FOR ROGERS RO4350B WITH DIELECTRIC THICKNESS .020" ± .0015". COPPER: 1/2 OZ. EACH SIDE. FOR OTHER MATERIALS TRACE WIDTH MAY NEED TO BE MODIFIED.  
2. BOTTOM SIDE OF THE PCB IS CONTINUOUS GROUND PLANE.  
DENOTES PCB COPPER LAYOUT WITH SMOBC (SOLDER MASK OVER BARE COPPER)  
DENOTES COPPER LAND PATTERN FREE OF SOLDER MASK

### Features

- very stable performance over temp. range
- excellent insertion loss, 0.6 dB typ.
- excellent isolation, 24 dB typ.
- solder plated leads for excellent solderability and strain relief
- small size, 0.2"x0.275"x0.07"
- very low cost
- aqueous washable
- protected by U.S Patent, 6,819,202

### Applications

- cellular/TDMA/CDMA
- ISM

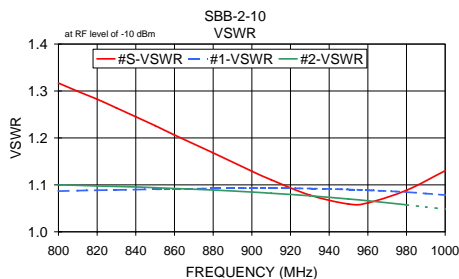
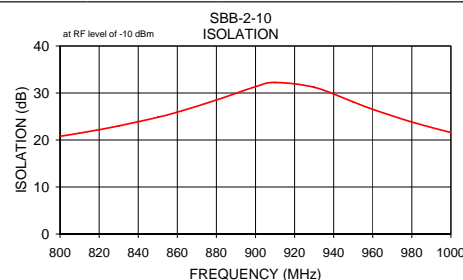
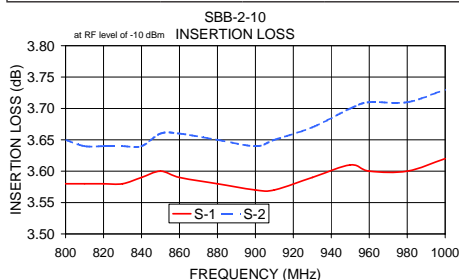
### Electrical Specifications

FREQ. RANGE (MHz)	ISOLATION (dB)		INSERTION LOSS <sup>1</sup> (dB) ABOVE 3.0 dB		PHASE UNBALANCE (Degrees)	AMPLITUDE UNBALANCE (dB)
	Typ.	Min	Typ.	Max.	Max.	Max.
f <sub>L</sub> -f <sub>U</sub>						
800-1000	24	15	0.6	1.2	3.0	0.3

1. Includes test fixture losses

### Typical Performance Data

Frequency (MHz)	Insertion Loss (dB)		Amplitude Unbalance (dB)	Isolation (dB)	Phase Unbalance (deg.)	VSWR S	VSWR 1	VSWR 2
	S-1	S-2						
800.00	3.58	3.65	0.07	20.80	0.05	1.32	1.09	1.10
810.00	3.58	3.64	0.06	21.46	0.05	1.30	1.09	1.10
820.00	3.58	3.64	0.06	22.19	0.09	1.28	1.09	1.10
830.00	3.58	3.64	0.06	22.99	0.07	1.26	1.09	1.10
840.00	3.59	3.64	0.05	23.89	0.05	1.25	1.09	1.10
850.00	3.60	3.66	0.06	24.83	0.05	1.23	1.09	1.09
860.00	3.59	3.66	0.07	25.92	0.02	1.21	1.09	1.09
880.00	3.58	3.65	0.07	28.51	0.04	1.17	1.09	1.09
900.00	3.57	3.64	0.08	31.35	0.08	1.13	1.09	1.08
910.00	3.57	3.65	0.08	32.24	0.09	1.11	1.09	1.08
930.00	3.59	3.67	0.07	31.22	0.02	1.08	1.09	1.08
950.00	3.61	3.70	0.09	28.11	0.01	1.06	1.09	1.07
960.00	3.60	3.71	0.11	26.53	0.06	1.06	1.09	1.07
980.00	3.60	3.71	0.11	23.82	0.00	1.09	1.08	1.06
1000.00	3.62	3.73	0.11	21.59	0.11	1.13	1.08	1.05



### electrical schematic



**Mini-Circuits**  
ISO 9001 ISO 14001 AS 9100 CERTIFIED

P.O. Box 350166, Brooklyn, New York 11235-0003 (718) 934-4500 Fax (718) 332-4661 The Design Engineers Search Engine Provides ACTUAL Data Instantly at [minicircuits.com](http://minicircuits.com)

IF/RF MICROWAVE COMPONENTS

Notes: 1. Performance and quality attributes and conditions not expressly stated in this specification sheet are intended to be excluded and do not form a part of this specification sheet. 2. Electrical specifications and performance data contained herein are based on Mini-Circuit's applicable established test performance criteria and measurement instructions. 3. The parts covered by this specification sheet are subject to Mini-Circuits standard limited warranty and terms and conditions (collectively, "Standard Terms"); Purchasers of this part are entitled to the rights and benefits contained therein. For a full statement of the Standard Terms and the exclusive rights and remedies thereunder, please visit Mini-Circuits' website at [www.minicircuits.com/MCLStore/terms.jsp](http://www.minicircuits.com/MCLStore/terms.jsp).

For detailed performance specs & shopping online see web site

REV. E  
M105400  
EDB-991204  
SBB-2-10  
BECELL/WZ/CP/AM  
090128