

Plug-In Phase Detector

RPD-1+

50Ω High Output 1 to 100 MHz



CASE STYLE: A01
PRICE: \$20.70 ea. QTY (1-9)

Maximum Ratings

Operating Temperature	-55°C to 100°C
Storage Temperature	-55°C to 100°C
Input Power	50mW
Peak IF current	20mA

Permanent damage may occur if any of these limits are exceeded.

Pin Connections

RF REF (RF2)	8
RF IN (RF1)	1
DC OUT (I)	3,4
GROUND	2,5,6,7
CASE GROUND	2

Features

- wideband, 1 to 100 MHz
- hermetic case
- low DC offset, 0.2 mV typ.
- high DC output, 1000 mV typ.

Applications

- monitoring circuits
- leveling circuits
- PLL

+ RoHS compliant in accordance with EU Directive (2002/95/EC)

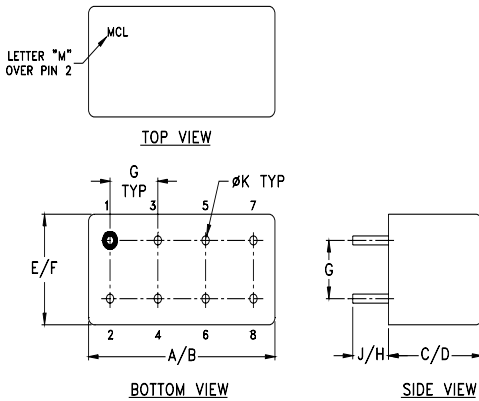
The +Suffix has been added in order to identify RoHS Compliance. See our web site for RoHS Compliance methodologies and qualifications.

Phase Detector Electrical Specifications

FREQUENCY (MHz)	POWER IN	SCALE FACTOR	IMPEDANCE (ohms)	ISOLATION (dB)	OUTPUT POLARITY	DC OUTPUT (mV)		FIGURE OF MERIT	
						RF1	RF2		
RF1	I			RF1/RF2	RF1/RF2	Max.	Offset		
RF2	(dBm)	mV/deg.	Output Load I	Min.	In-Phase	Typ. Min.	Typ. Max.	Typ.	
1-100	DC-50	7	8	500	40	neg.	1000 700	0.2 1	143

DC output decreases to 550mV over 1-10 MHz as temperature decreases to -55°C

Outline Drawing

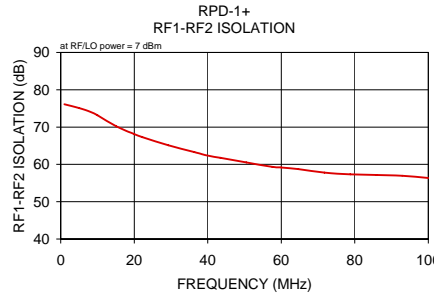
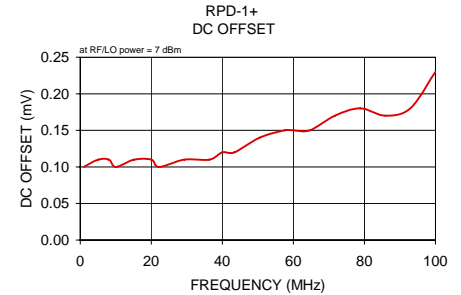
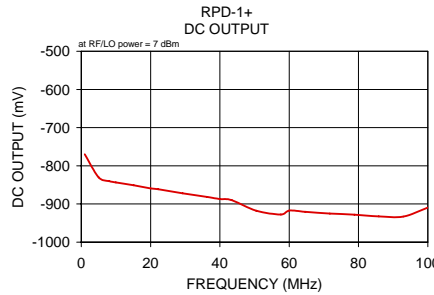


Outline Dimensions (inch/mm)

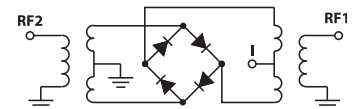
A	B	C	D	E	F
.770	.800	.385	.400	.370	.400
19.56	20.32	9.78	10.16	9.40	10.16
G	H	J	K	wt	
.200	.20	.14	.031	grams	
5.08	5.08	3.56	0.79	5.2	

Typical Performance Data

Frequency (MHz)	DC Output mV		DC Offset mV		RF1-RF2 Isolation (dB)
	\bar{X}	σ	\bar{X}	σ	
1.00	-769.98	14.85	0.10	0.16	76.12
5.00	-830.34	8.90	0.11	0.18	75.09
8.07	-840.24	14.44	0.11	0.18	74.07
10.00	-843.71	14.61	0.10	0.18	73.19
15.14	-851.12	17.01	0.11	0.19	70.19
20.00	-859.20	18.91	0.11	0.19	68.10
22.21	-861.26	20.52	0.10	0.20	67.28
29.29	-872.02	22.55	0.11	0.21	65.14
36.36	-881.57	24.77	0.11	0.22	63.29
40.00	-886.86	25.39	0.12	0.23	62.38
43.43	-889.93	26.41	0.12	0.23	61.76
50.50	-917.82	25.99	0.14	0.25	60.51
57.57	-927.50	28.69	0.15	0.27	59.35
60.00	-917.14	33.08	0.15	0.26	59.18
64.64	-920.62	38.60	0.15	0.27	58.73
71.71	-925.22	45.18	0.17	0.31	57.82
78.79	-928.03	51.83	0.18	0.31	57.35
85.86	-932.34	57.31	0.17	0.31	57.15
92.93	-932.98	60.65	0.18	0.38	56.93
100.00	-909.17	74.27	0.23	0.43	56.36



electrical schematic



Mini-Circuits®
ISO 9001 ISO 14001 AS 9100 CERTIFIED

P.O. Box 350166, Brooklyn, New York 11235-0003 (718) 934-4500 Fax (718) 332-4661 The Design Engineers Search Engine Provides ACTUAL Data Instantly at minicircuits.com

IF/RF MICROWAVE COMPONENTS

For detailed performance specs & shopping online see web site

Notes: 1. Performance and quality attributes and conditions not expressly stated in this specification sheet are intended to be excluded and do not form a part of this specification sheet. 2. Electrical specifications and performance data contained herein are based on Mini-Circuit's applicable established test performance criteria and measurement instructions. 3. The parts covered by this specification sheet are subject to Mini-Circuits standard limited warranty and terms and conditions (collectively, "Standard Terms"); Purchasers of this part are entitled to the rights and benefits contained therein. For a full statement of the Standard Terms and the exclusive rights and remedies thereunder, please visit Mini-Circuits' website at www.minicircuits.com/MCStore/terms.jsp.

REV. B
M108294
RPD-1+
DJ/TD/CP
070205