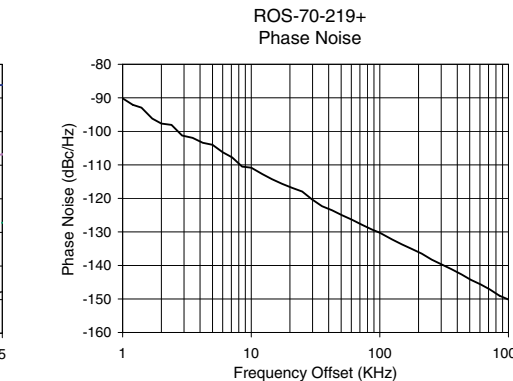
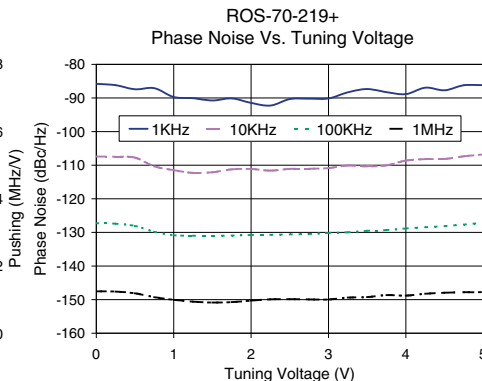
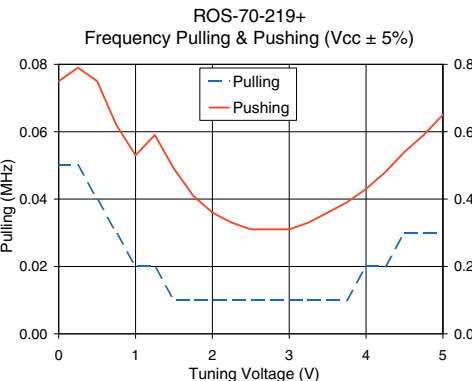
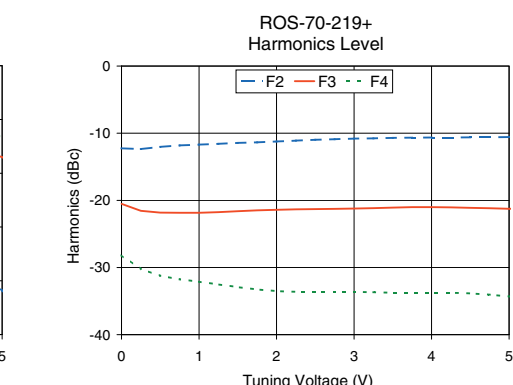
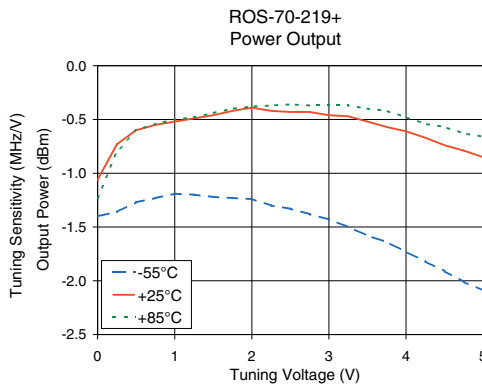
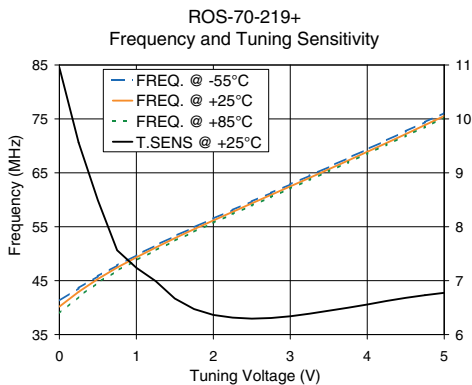


Performance Data & Curves*

ROS-70-219+

V TUNE	TUNE SENS (MHz/V)	FREQUENCY (MHz)			POWER OUTPUT (dBm)			Icc (mA)	HARMONICS (dBc)			FREQ. PUSH (MHz/V)	FREQ. PULL (MHz)	PHASE NOISE (dBc/Hz) at offsets				FREQ OFFSET (KHz)	PHASE NOISE at 60 MHz (dBc/Hz)
		-55°C	+25°C	+85°C	-55°C	+25°C	+85°C		F2	F3	F4			1kHz	10kHz	100kHz	1MHz		
0.00	10.95	41.3	40.2	38.9	-1.40	-1.06	-1.23	16.59	-12.3	-20.5	-28.2	0.75	0.05	-85.8	-107.4	-127.3	-147.5	1.0	-90.16
0.50	8.49	45.8	45.3	44.6	-1.27	-0.60	-0.60	16.49	-12.0	-21.8	-31.2	0.75	0.04	-87.4	-107.8	-128.1	-148.1	2.0	-97.68
0.75	7.56	47.8	47.4	46.8	-1.23	-0.55	-0.54	16.49	-11.8	-21.9	-31.8	0.62	0.03	-87.1	-110.3	-129.8	-149.3	3.5	-101.94
1.00	7.24	49.7	49.3	48.8	-1.19	-0.52	-0.50	16.50	-11.7	-21.9	-32.1	0.53	0.02	-89.7	-111.5	-130.8	-150.1	6.0	-106.23
1.25	6.99	51.5	51.1	50.6	-1.20	-0.49	-0.48	16.53	-11.6	-21.8	-32.5	0.59	0.02	-90.1	-112.3	-131.0	-150.6	8.5	-110.52
1.50	6.67	53.3	52.9	52.4	-1.22	-0.46	-0.44	16.56	-11.4	-21.6	-32.9	0.49	0.01	-90.8	-112.1	-131.0	-150.9	10.0	-110.85
1.75	6.47	54.9	54.5	54.1	-1.23	-0.42	-0.40	16.59	-11.4	-21.5	-33.3	0.41	0.01	-90.1	-111.3	-131.0	-150.8	20.8	-116.85
2.00	6.36	56.5	56.2	55.7	-1.24	-0.39	-0.38	16.60	-11.2	-21.4	-33.5	0.36	0.01	-91.5	-111.1	-130.8	-150.3	35.5	-122.34
2.25	6.31	58.1	57.8	57.3	-1.30	-0.42	-0.37	16.61	-11.1	-21.3	-33.6	0.33	0.01	-92.3	-111.6	-130.7	-149.9	60.7	-126.35
2.50	6.30	59.7	59.3	58.9	-1.33	-0.43	-0.36	16.62	-11.0	-21.3	-33.6	0.31	0.01	-90.3	-111.1	-130.6	-149.9	86.7	-129.28
2.75	6.31	61.3	60.9	60.5	-1.38	-0.43	-0.37	16.63	-10.9	-21.3	-33.6	0.31	0.01	-90.2	-111.1	-130.5	-149.9	100.0	-130.24
3.00	6.34	62.9	62.5	62.1	-1.43	-0.46	-0.37	16.63	-10.8	-21.2	-33.6	0.31	0.01	-90.1	-110.9	-130.2	-150.0	148.1	-133.69
3.25	6.39	64.5	64.1	63.7	-1.50	-0.47	-0.37	16.63	-10.8	-21.2	-33.7	0.33	0.01	-88.3	-110.1	-130.0	-149.4	177.0	-135.08
3.50	6.44	66.1	65.7	65.3	-1.58	-0.52	-0.40	16.63	-10.7	-21.1	-33.8	0.36	0.01	-87.3	-110.4	-129.5	-149.3	211.6	-136.47
3.75	6.50	67.7	67.3	66.9	-1.64	-0.57	-0.42	16.62	-10.7	-21.0	-33.8	0.39	0.01	-88.3	-110.1	-129.3	-148.7	302.4	-139.70
4.00	6.56	69.4	68.9	68.6	-1.73	-0.61	-0.48	16.62	-10.6	-21.0	-33.8	0.43	0.02	-88.9	-108.6	-128.8	-148.8	361.5	-141.12
4.25	6.62	71.0	70.5	70.2	-1.82	-0.67	-0.54	16.62	-10.7	-21.0	-33.8	0.48	0.02	-87.0	-108.2	-128.5	-148.3	507.5	-144.25
4.50	6.68	72.7	72.2	71.9	-1.91	-0.74	-0.57	16.62	-10.6	-21.1	-33.9	0.54	0.03	-87.7	-108.2	-128.1	-148.0	606.7	-145.66
4.75	6.73	74.4	73.9	73.5	-2.01	-0.79	-0.63	16.62	-10.6	-21.2	-34.1	0.59	0.03	-86.2	-107.4	-127.7	-147.8	851.6	-149.02
5.00	6.77	76.1	75.5	75.2	-2.09	-0.85	-0.66	16.61	-10.6	-21.3	-34.3	0.65	0.03	-86.1	-106.8	-127.2	-147.7	1000.0	-150.18

*at 25°C unless mentioned otherwise



For detailed performance specs & shopping online see web site

P.O. Box 350166, Brooklyn, New York 11235-0003 (718) 934-4500 Fax (718) 332-4661 The Design Engineers Search Engine Provides ACTUAL Data Instantly at minicircuits.com

Notes: 1. Performance and quality attributes and conditions not expressly stated in this specification sheet are intended to be excluded and do not form a part of this specification sheet. 2. Electrical specifications and performance data contained herein are based on Mini-Circuit's applicable established test performance criteria and measurement instructions. 3. The parts covered by this specification sheet are subject to Mini-Circuits standard limited warranty and terms and conditions (collectively, "Standard Terms"); Purchasers of this part are entitled to the rights and benefits contained therein. For a full statement of the Standard Terms and the exclusive rights and remedies thereunder, please visit Mini-Circuits' website at www.minicircuits.com/MCLStore/terms.jsp.