

Voltage Controlled Oscillator

ROS-540+

5V Tuning for PLL IC's 390 to 540 MHz



Features

- Linear tuning characteristics
- Very low pulling
- Low phase noise
- Aqueous washable

Applications

- Cellular infrastructure
- PMR / PAMR

CASE STYLE: CK605
PRICE: \$19.95 ea. QTY (5-49)

+ RoHS compliant in accordance with EU Directive (2002/95/EC)

The +Suffix has been added in order to identify RoHS Compliance. See our web site for RoHS Compliance methodologies and qualifications.

Electrical Specifications

MODEL NO.	FREQ. (MHz)		POWER OUTPUT (dBm)	PHASE NOISE dBc/Hz SSB at offset frequencies, kHz				TUNING					NON HARMONIC SPURIOUS (dBc)	HARMONICS (dBc)		PULLING pk-pk @12 dB (MHz)	PUSHING (MHz/V)	DC OPERATING POWER	
	Min.	Max.		Typ.	1	10	100	1000	VOLTAGE RANGE (V)	SENSI- TIVITY (MHz/V)	PORT CAP (pF)	3 dB MODULATION BANDWIDTH (MHz)		Typ.	Typ.			Typ.	Typ.
ROS-540+	390	540	-1.5	-78	-105	-125	-145	0.5	5	44 - 54	100	7	-90	-30	-20	0.02	1	5	37

Pin Connections

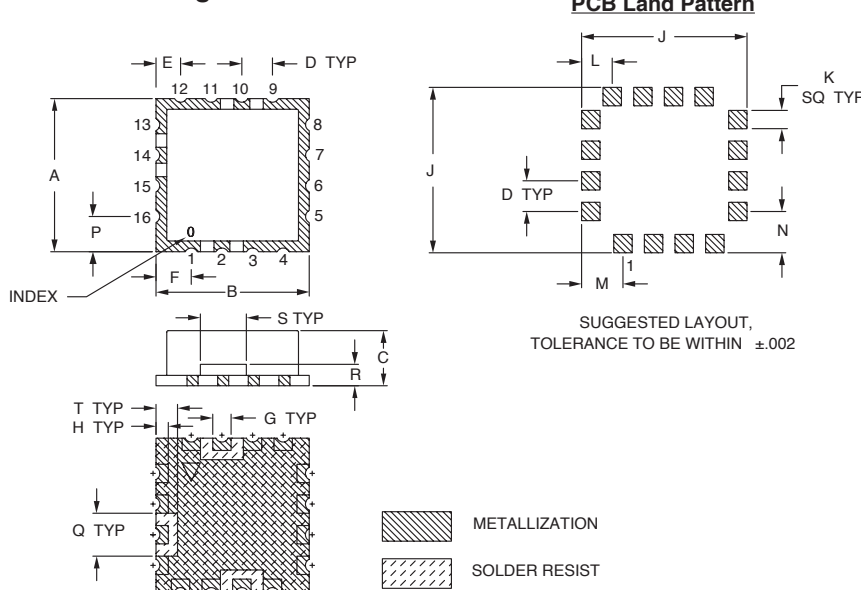
RF OUT	10
VCC	14
V-TUNE	2
GROUND	1,3,4,5,6,7,8,9,11,12,13,15,16

Maximum Ratings

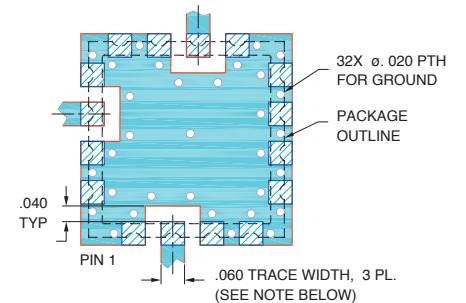
Operating Temperature	-55°C to 85°C
Storage Temperature	-55°C to 100°C
Absolute Max. Supply Voltage (Vcc)	7V
Absolute Max. Tuning Voltage (Vtune)	7V
All specifications	50 ohm system

Permanent damage may occur if any of these limits are exceeded.

Outline Drawing



Demo Board MCL P/N: TB-10 Suggested PCB Layout (PL-012)



- NOTES:**
1. TRACE WIDTH IS SHOWN FOR RF4 WITH DIELECTRIC THICKNESS .030" ± .002"; COPPER: 1/2 OZ. EACH SIDE. FOR OTHER MATERIALS TRACE WIDTH MAY NEED TO BE MODIFIED.
 2. BOTTOM SIDE OF THE PCB IS CONTINUOUS GROUND PLANE.
 - DENOTES PCB COPPER LAYOUT WITH SMOBC (SOLDER MASK OVER BARE COPPER)
 - DENOTES COPPER LAND PATTERN FREE OF SOLDER MASK

Outline Dimensions (inch mm)

A	B	C	D	E	F	G	H	J	K	L	M	N	P	Q	R	S	T	wt.
.500	.500	.180	.100	.080	.115	.060	.040	.540	.060	.100	.135	.135	.115	.140	.070	.150	.070	grams
12.70	12.70	4.57	2.54	2.03	2.92	1.52	1.02	13.72	1.52	2.54	3.43	3.43	2.92	3.56	1.78	3.81	1.78	1.0



For detailed performance specs & shopping online see web site

P.O. Box 350166, Brooklyn, New York 11235-0003 (718) 934-4500 Fax (718) 332-4661 **The Design Engineers Search Engine** Provides ACTUAL Data Instantly at minicircuits.com

Notes: 1. Performance and quality attributes and conditions not expressly stated in this specification sheet are intended to be excluded and do not form a part of this specification sheet. 2. Electrical specifications and performance data contained herein are based on Mini-Circuits' applicable established test performance criteria and measurement instructions. 3. The parts covered by this specification sheet are subject to Mini-Circuits' standard limited warranty and terms and conditions (collectively, "Standard Terms"); Purchasers of this part are entitled to the rights and benefits contained therein. For a full statement of the Standard Terms and the exclusive rights and remedies thereunder, please visit Mini-Circuits' website at www.minicircuits.com/MCLStore/terms.jsp.

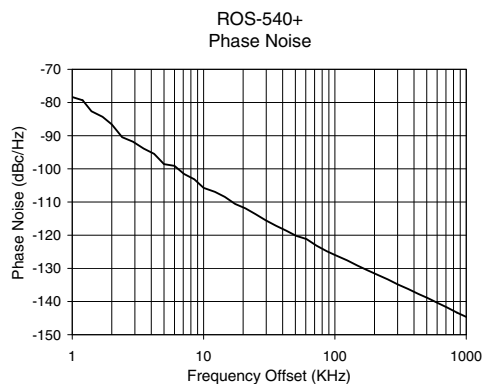
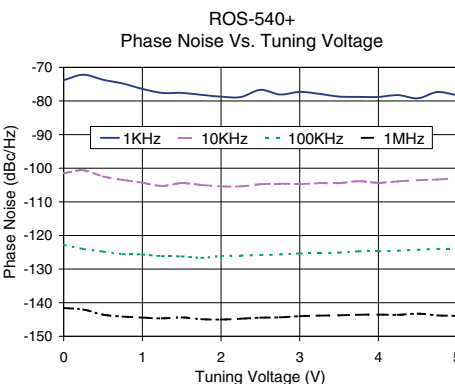
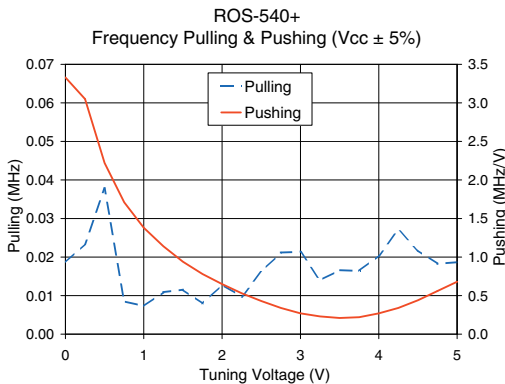
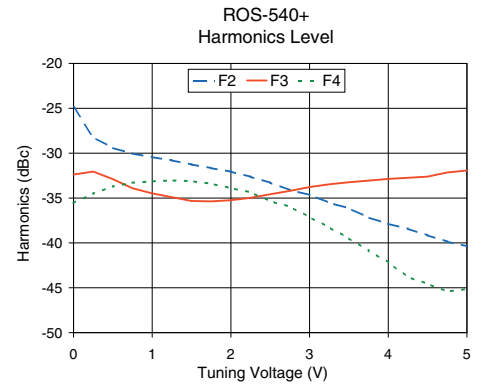
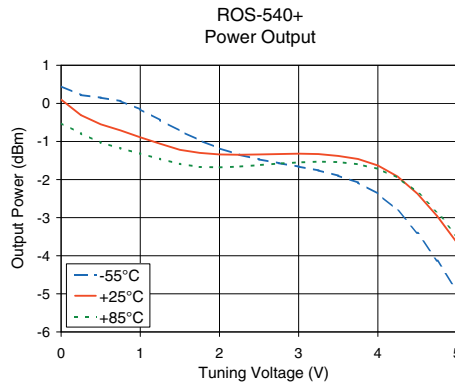
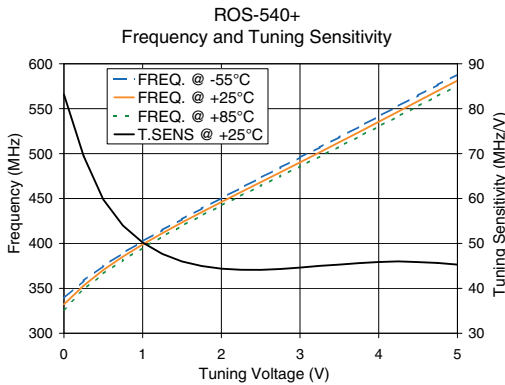
REV. OR
M112542
EDR-841F1
ROS-540+
RAV
090817
Page 1 of 2

Performance Data & Curves*

ROS-540+

V TUNE	TUNE SENS (MHz/V)	FREQUENCY (MHz)			POWER OUTPUT (dBm)			Icc (mA)	HARMONICS (dBc)			FREQ. PUSH (MHz/V)	FREQ. PULL (MHz)	PHASE NOISE (dBc/Hz) at offsets				FREQ OFFSET (KHz)	PHASE NOISE at 460 MHz (dBc/Hz)
		-55°C	+25°C	+85°C	-55°C	+25°C	+85°C		F2	F3	F4			1kHz	10kHz	100kHz	1MHz		
0.00	83.17	338.9	332.3	326.5	0.45	0.10	-0.52	28.72	-24.9	-32.4	-35.6	3.33	0.02	-73.8	-101.5	-122.8	-141.6	1.0	-78.35
0.25	69.45	358.5	353.1	348.6	0.22	-0.31	-0.79	29.02	-28.2	-32.1	-34.5	3.05	0.02	-72.2	-100.6	-124.0	-142.0	2.0	-86.60
0.50	59.78	375.0	370.4	366.3	0.15	-0.55	-1.03	29.22	-29.4	-32.9	-33.7	2.22	0.04	-73.7	-102.4	-124.8	-143.6	3.5	-93.90
0.75	53.98	389.2	385.4	381.4	0.06	-0.71	-1.18	29.38	-30.1	-33.9	-33.3	1.71	0.01	-74.8	-103.5	-125.6	-144.1	6.0	-99.09
1.00	50.19	402.4	398.9	395.0	-0.16	-0.89	-1.32	29.50	-30.4	-34.5	-33.1	1.38	0.01	-76.4	-104.3	-125.7	-144.4	8.5	-103.16
1.25	47.66	414.9	411.4	407.6	-0.44	-1.06	-1.46	29.60	-30.8	-34.9	-33.0	1.14	0.01	-77.6	-105.3	-126.2	-144.7	10.0	-105.73
1.50	45.98	427.0	423.3	419.5	-0.72	-1.22	-1.59	29.69	-31.3	-35.3	-33.1	0.94	0.01	-77.6	-104.5	-126.2	-144.4	20.8	-111.91
1.75	44.98	438.8	434.8	431.0	-0.97	-1.30	-1.67	29.76	-31.7	-35.4	-33.4	0.78	0.01	-78.2	-105.0	-126.6	-144.9	35.5	-117.14
2.00	44.38	450.4	446.1	442.2	-1.18	-1.34	-1.68	29.84	-32.1	-35.2	-33.9	0.65	0.01	-78.7	-105.4	-126.1	-145.0	60.7	-121.16
2.25	44.14	461.8	457.2	453.2	-1.35	-1.35	-1.66	29.90	-32.6	-35.0	-34.4	0.53	0.01	-78.8	-105.4	-126.0	-144.8	86.7	-124.83
2.50	44.12	473.1	468.2	464.1	-1.47	-1.34	-1.62	29.95	-33.3	-34.6	-35.4	0.43	0.02	-76.7	-104.8	-125.9	-144.5	100.0	-125.97
2.75	44.31	484.4	479.2	474.9	-1.57	-1.33	-1.58	29.99	-34.1	-34.2	-36.0	0.34	0.02	-78.1	-104.6	-125.7	-144.4	148.1	-129.14
3.00	44.63	495.7	490.3	485.9	-1.66	-1.32	-1.55	30.03	-34.7	-33.8	-37.1	0.27	0.02	-77.3	-104.7	-125.4	-144.0	177.0	-130.57
3.25	45.00	507.0	501.5	496.8	-1.76	-1.33	-1.53	30.06	-35.5	-33.5	-38.3	0.23	0.01	-77.9	-104.5	-125.3	-143.8	211.6	-131.96
3.50	45.29	518.4	512.7	507.9	-1.90	-1.38	-1.54	30.08	-36.2	-33.2	-39.5	0.21	0.02	-78.7	-104.5	-125.1	-143.8	302.4	-134.88
3.75	45.61	529.9	524.0	519.0	-2.08	-1.46	-1.60	30.10	-37.2	-33.1	-40.9	0.22	0.02	-78.8	-103.9	-124.7	-143.6	361.5	-136.23
4.00	45.87	541.5	535.4	530.2	-2.37	-1.63	-1.72	30.10	-37.9	-32.9	-42.2	0.27	0.02	-78.8	-104.3	-124.7	-143.5	507.5	-138.94
4.25	46.00	553.1	546.9	541.5	-2.81	-1.92	-1.95	30.10	-38.4	-32.7	-43.8	0.34	0.03	-78.3	-103.9	-124.5	-143.6	606.7	-140.45
4.50	45.85	564.8	558.4	552.9	-3.40	-2.37	-2.33	30.09	-39.2	-32.6	-44.6	0.44	0.02	-79.2	-103.6	-124.3	-143.3	851.6	-143.37
5.00	45.29	588.1	581.3	575.5	-4.93	-3.66	-3.50	30.07	-40.4	-31.9	-45.1	0.68	0.02	-78.3	-103.0	-124.0	-143.9	1000.0	-144.63

*at 25°C unless mentioned otherwise



For detailed performance specs & shopping online see web site

P.O. Box 350166, Brooklyn, New York 11235-0003 (718) 934-4500 Fax (718) 332-4661

Notes: 1. Performance and quality attributes and conditions not expressly stated in this specification sheet are intended to be excluded and do not form a part of this specification sheet. 2. Electrical specifications and performance data contained herein are based on Mini-Circuit's applicable established test performance criteria and measurement instructions. 3. The parts covered by this specification sheet are subject to Mini-Circuits standard limited warranty and terms and conditions (collectively, "Standard Terms"); Purchasers of this part are entitled to the rights and benefits contained therein. For a full statement of the Standard Terms and the exclusive rights and remedies thereunder, please visit Mini-Circuits' website at www.minicircuits.com/MCLStore/terms.jsp.