

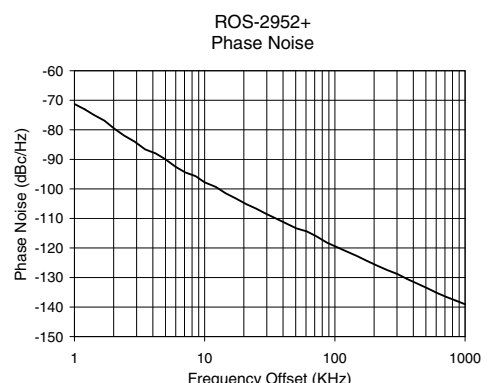
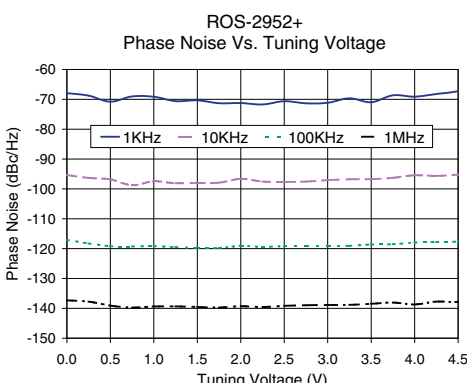
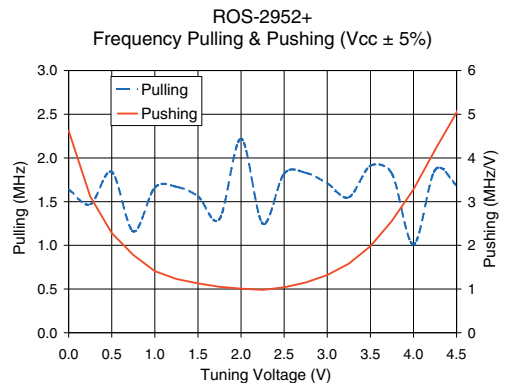
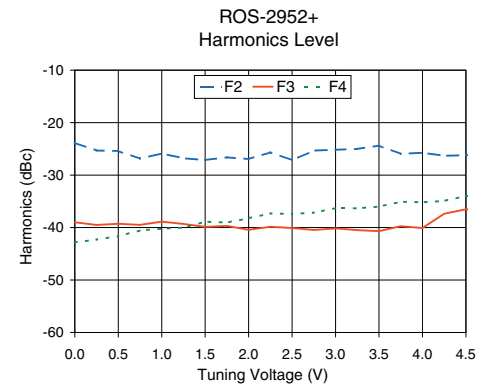
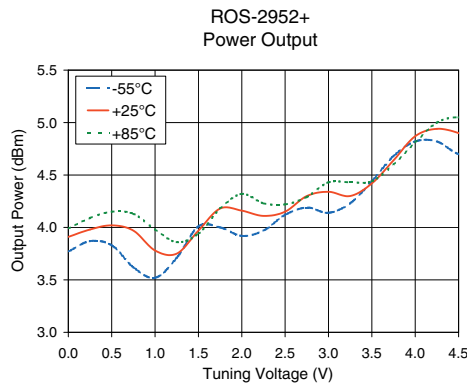
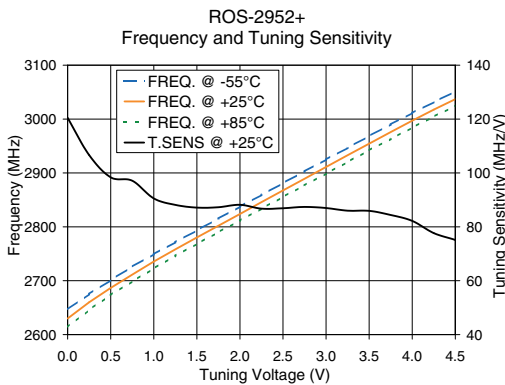


# Performance Data & Curves\*

# ROS-2952+

V TUNE	TUNE SENS (MHz/V)	FREQUENCY (MHz)			POWER OUTPUT (dBm)			Icc (mA)	HARMONICS (dBc)			FREQ. PUSH (MHz/V)	FREQ. PULL (MHz)	PHASE NOISE (dBc/Hz) at offsets				FREQ OFFSET (KHz)	PHASE NOISE at 2850 MHz (dBc/Hz)
		-55°C	+25°C	+85°C	-55°C	+25°C	+85°C		F2	F3	F4			1kHz	10kHz	100kHz	1MHz		
		0.00	120.48	2646.8	2629.9	2614.1	3.77		3.91	3.99	28.83			-23.9	-39.0	-42.8	4.62		
0.25	106.64	2675.3	2660.0	2645.9	3.87	3.98	4.09	28.88	-25.3	-39.5	-42.3	3.12	1.47	-68.8	-96.3	-118.3	-137.8	2.0	-79.43
0.50	98.39	2701.0	2686.7	2673.5	3.83	4.02	4.15	28.90	-25.4	-39.3	-41.6	2.28	1.84	-70.8	-96.8	-119.2	-139.1	3.5	-86.65
0.75	97.12	2726.1	2711.3	2698.7	3.62	3.97	4.13	28.89	-26.9	-39.5	-40.5	1.78	1.16	-69.0	-98.8	-119.3	-139.8	6.0	-92.56
1.00	90.53	2749.3	2735.6	2722.8	3.52	3.78	3.98	28.87	-25.9	-38.9	-40.2	1.41	1.66	-69.1	-97.4	-119.2	-139.4	8.5	-95.67
1.25	88.15	2771.6	2758.2	2746.2	3.71	3.75	3.86	28.92	-26.8	-39.3	-40.0	1.23	1.67	-70.6	-98.1	-119.5	-139.4	10.0	-97.78
1.50	87.14	2793.4	2780.2	2768.4	4.01	3.97	3.94	28.94	-27.1	-39.9	-38.9	1.13	1.56	-70.3	-98.0	-119.7	-139.5	20.8	-105.14
1.75	87.27	2815.3	2802.0	2790.1	4.00	4.18	4.18	28.96	-26.6	-39.7	-39.1	1.05	1.30	-71.3	-97.9	-119.8	-139.7	35.5	-110.07
2.00	88.19	2837.6	2823.8	2811.6	3.92	4.16	4.32	28.95	-27.0	-40.4	-38.2	1.01	2.22	-71.2	-96.6	-119.1	-139.3	60.7	-114.36
2.25	86.76	2859.3	2845.9	2833.8	3.97	4.11	4.23	29.00	-25.6	-39.8	-37.3	0.98	1.25	-71.7	-97.6	-119.4	-139.6	86.7	-118.18
2.50	86.90	2881.1	2867.6	2855.5	4.12	4.15	4.22	29.04	-27.2	-40.1	-37.4	1.04	1.82	-70.6	-97.7	-119.2	-139.2	100.0	-119.42
2.75	87.38	2902.9	2889.3	2877.1	4.19	4.30	4.29	29.09	-25.3	-40.5	-37.2	1.15	1.83	-71.3	-97.6	-119.1	-139.0	148.1	-122.75
3.00	86.98	2924.9	2911.2	2898.7	4.14	4.34	4.43	29.14	-25.2	-40.2	-36.3	1.32	1.71	-71.2	-97.1	-119.1	-138.9	177.0	-124.41
3.25	86.00	2946.7	2932.9	2920.5	4.23	4.30	4.43	29.21	-25.0	-40.5	-36.3	1.58	1.55	-69.7	-96.8	-119.1	-138.8	302.4	-128.83
3.50	85.95	2968.5	2954.4	2941.9	4.44	4.42	4.44	29.28	-24.4	-40.7	-36.0	1.98	1.91	-71.0	-96.8	-118.6	-138.5	361.5	-130.56
3.75	84.40	2990.0	2975.9	2963.2	4.68	4.64	4.60	29.32	-26.0	-39.7	-35.1	2.56	1.82	-68.7	-96.3	-118.5	-138.1	507.5	-133.52
4.00	82.22	3011.3	2997.0	2984.1	4.82	4.87	4.81	29.36	-25.7	-40.1	-35.2	3.28	1.01	-69.1	-95.4	-118.0	-138.7	606.7	-135.20
4.25	77.67	3031.4	3017.5	3004.5	4.82	4.94	5.00	29.40	-26.3	-37.4	-34.9	4.18	1.86	-68.2	-95.6	-117.8	-137.8	851.6	-137.85
4.50	75.13	3051.2	3037.0	3024.1	4.70	4.90	5.05	29.45	-26.2	-36.5	-34.0	5.04	1.69	-67.2	-95.2	-117.6	-137.9	1000.0	-139.06

\*at 25°C unless mentioned otherwise



For detailed performance specs & shopping online see web site

P.O. Box 350166, Brooklyn, New York 11235-0003 (718) 934-4500 Fax (718) 332-4661 The Design Engineers Search Engine Provides ACTUAL Data Instantly at [minicircuits.com](http://minicircuits.com)

**Notes:** 1. Performance and quality attributes and conditions not expressly stated in this specification sheet are intended to be excluded and do not form a part of this specification sheet. 2. Electrical specifications and performance data contained herein are based on Mini-Circuit's applicable established test performance criteria and measurement instructions. 3. The parts covered by this specification sheet are subject to Mini-Circuits standard limited warranty and terms and conditions (collectively, "Standard Terms"); Purchasers of this part are entitled to the rights and benefits contained therein. For a full statement of the Standard Terms and the exclusive rights and remedies thereunder, please visit Mini-Circuits' website at [www.minicircuits.com/MCLStore/terms.jsp](http://www.minicircuits.com/MCLStore/terms.jsp).