

X3 Frequency Multiplier

RMK-3-722+

50Ω Output 4575 to 7200 MHz

The Big Deal

- Broadband, output frequency 4575 to 7200 MHz
- High rejection of adjacent harmonics, 55dB below the carrier, F3
- Small package size, 0.25" x 0.3"
- Low cost \$6.45, quantity of 1000



CASE STYLE: TT1224

Product Overview

The RMK-3-722+ is a self contained frequency tripler that does not require external components. It is constructed using a specially designed diode quad ring configuration to enable high rejection of adjacent harmonics. The tripler is packaged in a miniature 0.3" x 0.25" case, with wrap-around terminations to enable convenient high density assembly.

Key Features

Feature	Advantages
Broadband frequency tripler Input 1525 to 2400 MHz Output 4575 to 7200 MHz	Enables the use of low frequency VCO's and Synthesizers to provide high frequency sources at low cost.
Low conversion loss, 14 dB	Enables output power to be sufficiently high so that amplifier gain requirements following the tripler is reduced.
High rejection of adjacent harmonics, F2 and F4, 55 dB	Extremely high rejection of F2 and F4 harmonics enables a significant reduction of unwanted signals without the need for filters.
Low cost	Enables a practical solution to achieve high frequency sources from low cost, lower frequency VCO's and synthesizers.



For detailed performance specs & shopping online see web site

P.O. Box 350166, Brooklyn, New York 11235-0003 (718) 934-4500 Fax (718) 332-4661 The Design Engineers Search Engine Provides ACTUAL Data Instantly at minicircuits.com

IF/RF MICROWAVE COMPONENTS

Notes: 1. Performance and quality attributes and conditions not expressly stated in this specification sheet are intended to be excluded and do not form a part of this specification sheet. 2. Electrical specifications and performance data contained herein are based on Mini-Circuit's applicable established test performance criteria and measurement instructions. 3. The parts covered by this specification sheet are subject to Mini-Circuits standard limited warranty and terms and conditions (collectively, "Standard Terms"); Purchasers of this part are entitled to the rights and benefits contained therein. For a full statement of the Standard Terms and the exclusive rights and remedies thereunder, please visit Mini-Circuits' website at www.minicircuits.com/MCLStore/terms.jsp.

X3 Frequency Multiplier

50Ω Output 4575 to 7200 MHz

RMK-3-722+



CASE STYLE: TT1224
PRICE: \$8.95 ea. QTY (10-49)

+ RoHS compliant in accordance with EU Directive (2002/95/EC)

The +Suffix has been added in order to identify RoHS Compliance. See our web site for RoHS Compliance methodologies and qualifications.

Maximum Ratings

Operating Temperature	-40°C to 85°C
Storage Temperature	-55°C to 100°C
RF Input Power	17 dBm

Permanent damage may occur if any of these limits are exceeded.

Pin Connections

INPUT	1
OUTPUT	4
GROUND	2,3,5,6

Features

- broadband
- low conversion loss, 14 dB typ.
- high rejection F2, 55 dBc typ.; F4, 55 dBc typ.
- low cost
- aqueous washable

Applications

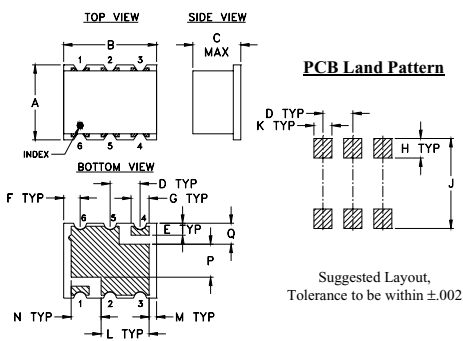
- synthesizers
- local oscillators
- satellite up and down converters

Electrical Specifications

MULTIPLICATION FACTOR	FREQUENCY (MHz)		INPUT POWER (dBm)		CONVERSION LOSS (dB)		*HARMONIC OUTPUT (dBC)		
	F1 Input	F3 Output	Min.	Max.	Typ.	Max.	F1 Typ.	F2 Min.	F4 Min.
3	1525-2400	4575-7200	7	11	14	19	3	-7	55 35 55 35

* Harmonics of input frequency below the power level of F3

Outline Drawing



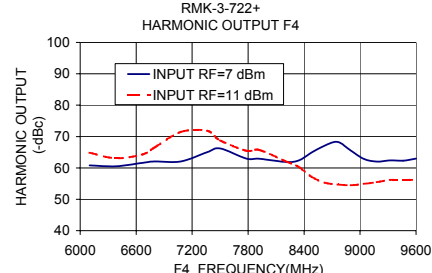
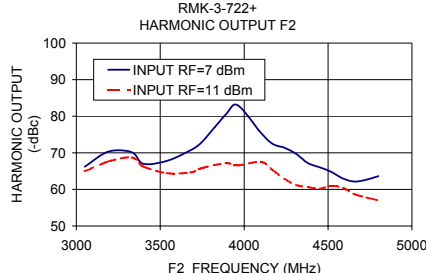
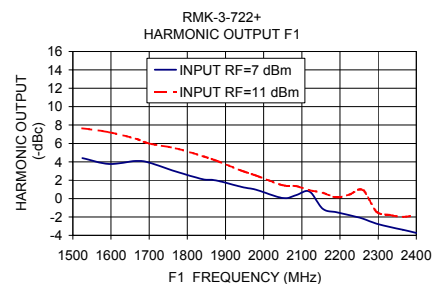
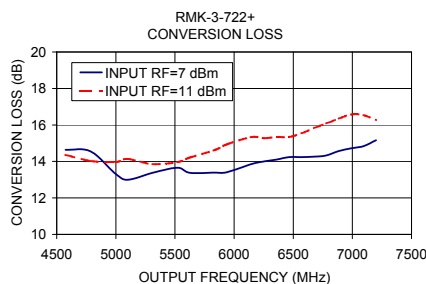
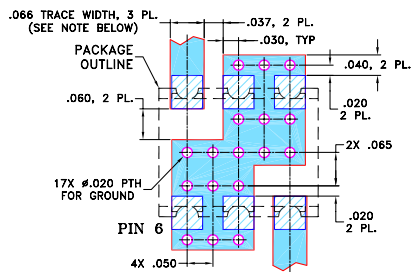
Outline Dimensions (inch)

A	B	C	D	E	F	G	H
.25	.31	.16	.100	.040	.055	.060	.065
6.35	7.87	4.06	2.54	1.02	1.40	1.52	1.65
J	K	L	M	N	P	Q	wt.
.300	.060	.160	.025	.100	.110	.070	grams
7.62	1.52	4.06	0.64	2.54	2.79	1.78	0.16

Typical Performance Data

Input Frequency (MHz)	INPUT RF= 7 dBm				INPUT RF= 11 dBm			
	Conversion Loss (dB) F3	Harmonic Output (dBc) F1	Harmonic Output (dBc) F2	Harmonic Output (dBc) F4	Conversion Loss (dB) F3	Harmonic Output (dBc) F1	Harmonic Output (dBc) F2	Harmonic Output (dBc) F4
1525	14.64	4.41	66.20	60.80	14.36	7.65	64.92	64.88
1595	14.55	3.77	70.33	60.53	14.03	7.22	67.62	63.06
1665	13.34	4.09	70.15	61.60	13.96	6.51	68.73	64.22
1700	12.99	3.91	67.00	62.08	14.14	6.00	66.24	66.54
1770	13.38	2.95	67.80	62.08	13.85	5.46	64.45	71.46
1840	13.65	2.11	70.68	65.00	13.96	4.62	64.63	71.87
1875	13.38	1.98	73.03	66.20	14.21	4.14	65.84	68.75
1945	13.39	1.24	80.44	62.98	14.62	3.00	67.16	65.50
1980	13.41	0.97	83.05	62.93	14.94	2.50	66.55	65.71
2050	13.86	0.07	75.46	61.91	15.34	1.45	67.55	62.15
2085	14.00	0.37	72.44	62.33	15.27	1.35	65.32	60.38
2120	14.10	0.76	71.38	62.03	15.34	0.92	62.92	57.20
2155	14.24	-1.11	69.70	67.06	15.34	0.63	61.18	55.31
2190	14.24	-1.47	67.22	68.30	15.54	0.12	60.65	54.71
2225	14.26	-1.81	66.05	65.52	15.82	0.44	60.15	54.46
2260	14.33	-2.18	64.76	62.89	16.08	0.93	61.00	54.93
2295	14.57	-2.72	62.98	62.03	16.35	-1.40	60.43	55.45
2330	14.72	-3.08	62.15	62.39	16.57	-1.77	58.69	56.19
2365	14.84	-3.40	62.66	62.31	16.54	-1.98	57.82	56.21
2400	15.16	-3.74	63.61	62.98	16.26	-1.80	56.96	56.16

Demo Board MCL P/N: TB-393 Suggested PCB Layout (PL-258)



Mini-Circuits
ISO 9001 ISO 14001 AS 9100 CERTIFIED
The Design Engineers Search Engine
IF/RF MICROWAVE COMPONENTS

For detailed performance specs & shopping online see web site

REV. A
M124708
RMK-3-722+
ED-13615
DJ/CP/AM
090930

P.O. Box 350166, Brooklyn, New York 11235-0003 (718) 934-4500 Fax (718) 332-4661 The Design Engineers Search Engine

Provides ACTUAL Data Instantly at minicircuits.com

Notes: 1. Performance and quality attributes and conditions not expressly stated in this specification sheet are intended to be excluded and do not form a part of this specification sheet. 2. Electrical specifications and performance data contained herein are based on Mini-Circuit's applicable established test performance criteria and measurement instructions. 3. The parts covered by this specification sheet are subject to Mini-Circuits standard limited warranty and terms and conditions (collectively, "Standard Terms"); Purchasers of this part are entitled to the rights and benefits contained therein. For a full statement of the Standard Terms and the exclusive rights and remedies thereunder, please visit Mini-Circuits' website at www.minicircuits.com/MCLStore/terms.jsp.