


Plug-In

# Power Splitter/Combiner

PMT-1+

2 Way-0°/180° 50Ω 5 to 200 MHz



CASE STYLE: A04  
PRICE: \$24.20 ea. QTY. (10)

+ RoHS compliant in accordance with EU Directive (2002/95/EC)

The +Suffix has been added in order to identify RoHS Compliance. See our web site for RoHS Compliance methodologies and qualifications.

## Maximum Ratings

Operating Temperature	-55°C to 100°C
Storage Temperature	-55°C to 100°C
Power Input (as a splitter)	1W max.
Internal Dissipation	0.125W max.

Permanent damage may occur if any of these limits are exceeded.

## Pin Connections

SUM PORT	1
PORT 1	2
PORT 2	3
PORT J	4
GROUND	5,6,7,8
CASE GROUND	5,6,7,8

## Features

- low insertion loss, 0.9 dB typ.
- good isolation, 24 dB typ.
- excellent amplitude unbalance, 0.2 dB typ.
- good VSWR, 1.2:1 typ.

## Applications

- VHF
- communications systems
- signal processing

## Electrical Specifications

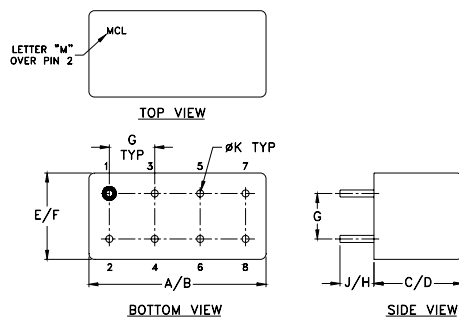
FREQ. RANGE (MHz)	ISOLATION (dB)			INSERTION LOSS (dB) ABOVE 3.0 dB			PHASE UNBALANCE (Degrees)			AMPLITUDE UNBALANCE (dB)		
	L	M	U	L	M	U	L	M	U	L	M	U
$f_L-f_U$	Typ. Min	Typ. Min	Typ. Min	Typ. Max.	Typ. Max.	Typ. Max.	Max.	Max.	Max.	Max.	Max.	Max.
5-200	22 20	24 20	24 18	0.8 1.0	0.9 1.1	1.0 1.5	2	4	8	0.1	0.2	0.5

L = low range [ $f_L$  to  $10 f_L$ ] M = mid range [ $10 f_L$  to  $f_U/2$ ] U = upper range [ $f_U/2$  to  $f_U$ ]

## Typical Performance Data

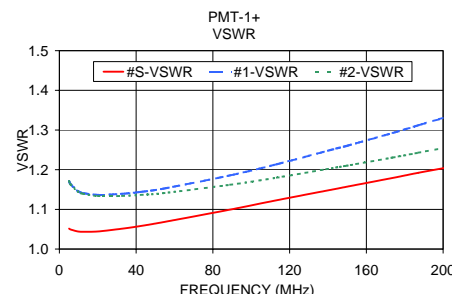
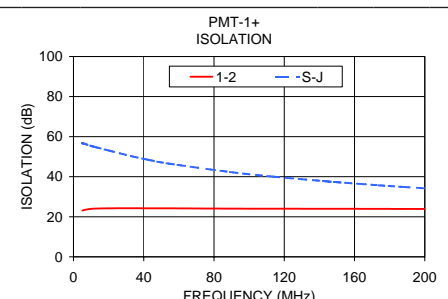
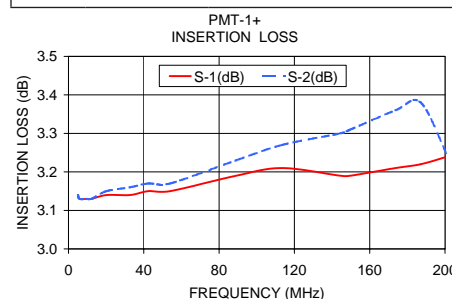
Freq. (MHz)	Insertion Loss (dB)	Amplitude Unbal. (dB)	Insertion Loss (dB)	Amplitude Unbal. (dB)	Isolation (dB)	Phase Unbal. (deg.)	VSWR S	VSWR 1	VSWR 2				
	S-1	S-2	(S-1)-(S-2)	J-1	J-2	(J-1)-(J-2)	1-2	S-J	(S-1)-(S-2) (J-1)-(J-2)				
5.03	3.14	3.14	0.00	3.76	3.77	0.01	23.04	56.65	-0.11	179.86	1.05	1.17	1.17
5.83	3.13	3.13	0.00	3.74	3.75	0.01	23.32	56.54	-0.07	179.79	1.05	1.16	1.16
9.62	3.13	3.13	0.00	3.69	3.69	0.01	23.89	55.51	-0.22	179.73	1.04	1.15	1.15
12.25	3.13	3.13	0.00	3.67	3.69	0.00	24.04	54.83	-0.25	179.66	1.04	1.14	1.14
20.21	3.14	3.15	0.01	3.67	3.69	0.00	24.21	53.04	-0.42	179.44	1.04	1.14	1.13
32.73	3.14	3.16	0.02	3.69	3.69	0.00	24.26	50.31	-0.70	179.16	1.05	1.14	1.13
42.43	3.15	3.17	0.02	3.70	3.70	0.01	24.22	48.47	-0.87	178.90	1.06	1.14	1.14
54.00	3.15	3.17	0.02	3.72	3.71	0.01	24.20	46.56	-1.08	178.57	1.07	1.15	1.14
89.10	3.19	3.23	0.04	3.82	3.77	0.05	24.04	42.34	-1.75	177.70	1.10	1.19	1.16
113.40	3.21	3.27	0.06	3.88	3.80	0.08	24.03	40.04	-2.23	177.05	1.12	1.21	1.18
144.31	3.19	3.30	0.11	3.93	3.80	0.13	23.97	37.67	-2.78	176.34	1.15	1.25	1.21
149.77	3.19	3.31	0.12	3.95	3.80	0.14	23.97	37.29	-2.83	176.21	1.16	1.26	1.21
173.72	3.21	3.36	0.15	4.03	3.82	0.21	23.93	35.71	-3.21	175.66	1.18	1.29	1.23
187.10	3.22	3.38	0.17	4.07	3.84	0.24	23.89	34.92	-3.44	175.34	1.19	1.31	1.24
201.51	3.24	3.24	0.18	4.12	3.85	0.27	23.90	34.11	-3.73	174.88	1.21	1.33	1.26

## Outline Drawing

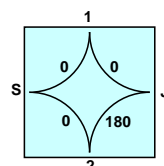


## Outline Dimensions (inch/mm)

A	B	C	D	E	F
.770	.800	.200	.210	.370	.400
19.56	20.32	5.08	5.33	9.40	10.16
G	H	J	K	wt	
.200	.20	.14	.031	grams	
5.08	5.08	3.56	0.79	3.7	



## electrical schematic



- S-J ports, isolation 40 typical
- Inphase ports, S-1 and S-2 insertion loss 0.2 dB typical
- Amplitude unbalance defined by input S or J ports to output 1 and 2

For detailed performance specs & shopping online see web site



P.O. Box 350166, Brooklyn, New York 11235-0003 (718) 934-4500 Fax (718) 332-4661 The Design Engineers Search Engine Provides ACTUAL Data Instantly at [minicircuits.com](http://minicircuits.com)

Notes: 1. Performance and quality attributes and conditions not expressly stated in this specification sheet are intended to be excluded and do not form a part of this specification sheet. 2. Electrical specifications and performance data contained herein are based on Mini-Circuit's applicable established test performance criteria and measurement instructions. 3. The parts covered by this specification sheet are subject to Mini-Circuits standard limited warranty and terms and conditions (collectively, "Standard Terms"); Purchasers of this part are entitled to the rights and benefits contained therein. For a full statement of the Standard Terms and the exclusive rights and remedies thereunder, please visit Mini-Circuits' website at [www.minicircuits.com/MCLStore/terms.jsp](http://www.minicircuits.com/MCLStore/terms.jsp).

REV. B  
M113397  
PMT-1+  
HY/TD/CP/AM  
090824