

Bandpass Filter

PBP-35N+

50Ω Elliptic Response 30 to 40 MHz



CASE STYLE: A01
PRICE: \$ 21.20 ea. QTY (1-9)

+ RoHS compliant in accordance with EU Directive (2002/95/EC)

The +Suffix has been added in order to identify RoHS Compliance. See our web site for RoHS Compliance methodologies and qualifications.

Maximum Ratings

Operating Temperature	-40°C to 85°C
Storage Temperature	-55°C to 100°C
RF Power Input	0.5W at 25°C

Pin Connections

RF IN	1
RF OUT	8
GROUND	2,3,4,5,6,7
CASE GROUND	2,3,4,5,6,7

Features

- Good VSWR, 1.2:1 Typ. @ Passband
- Small Size (0.77" X 0.40" X 0.40")
- Rugged shielded case, hermetically sealed

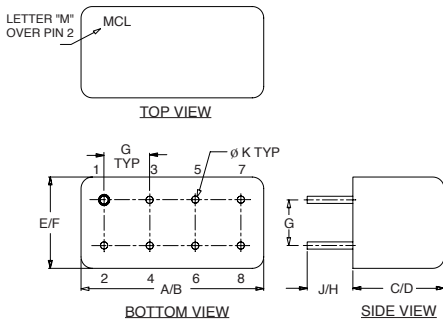
Applications

- Military
- Harmonic Rejection
- Transmitters/Receivers
- Lab use

Bandpass Filter Electrical Specifications (T_{AMB} = 25°C)

CENTER FREQ. (MHz)	PASSBAND (MHz) (Loss < 1dB)	STOPBANDS (MHz)				VSWR (:1)	
		Loss > 20dB		Loss > 35dB		Passband Max.	Stopband Typ.
Fc	F1 - F2	F3	F4	F5	F6		
35	30 - 40	21	58	19	66 - 1000	1.5	18

Outline Drawing

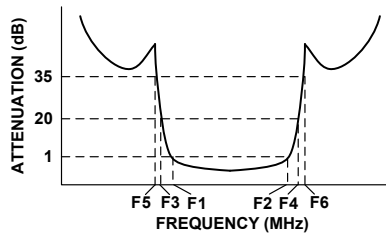


Outline Dimensions (inch/mm)

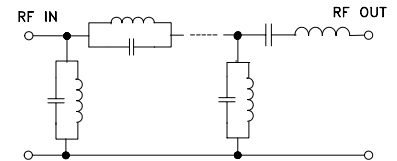
A	B	C	D	E	F
.770	.800	.385	.400	.370	.400
19.56	20.32	9.78	10.16	9.40	10.16

G	H	J	K	WT.
.200	.20	.14	.031	GRAM
5.08	5.08	3.56	.79	5.2

Typical Frequency Response



Functional Schematic



Typical Performance Data at 25°C

Frequency (MHz)	Insertion Loss (dB)	VSWR (:1)
1	87.34	434.30
19	49.46	91.40
21	29.22	66.80
25	8.27	12.10
30	0.73	1.20
35	0.64	1.10
37	0.67	1.20
40	0.75	1.20
42	1.03	1.50
45	3.55	4.30
50	14.16	34.10
58	30.57	102.20
66	50.66	124.10
70	59.17	115.80
200	67.72	96.50
400	66.54	62.00
800	63.80	49.60
1000	52.88	43.40

