

# Coaxial Low Pass Filter

## NLP-850+

50Ω DC to 780 MHz

### Maximum Ratings

Operating Temperature	-55°C to 100°C
Storage Temperature	-55°C to 100°C
RF Power Input	0.5W max.

Permanent damage may occur if any of these limits are exceeded.

### Features

- rugged shielded case
- other NLP models available with wide selection of cut-off frequencies

### Applications

- lab use
- test equipment
- video equipment



CASE STYLE: FF57

Connectors	Model	Price	Qty.
N-Type	NLP-850+	\$35.95 ea.	(1-9)

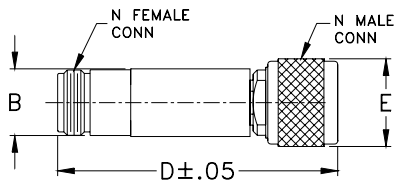
**+ RoHS compliant in accordance with EU Directive (2002/95/EC)**

The +Suffix has been added in order to identify RoHS Compliance. See our web site for RoHS Compliance methodologies and qualifications.

### Low Pass Filter Electrical Specifications

PASSBAND (MHz)	fco (MHz) Nom.	STOPBAND (MHz)		VSWR (:1)	
		(loss > 20 dB)	(loss > 40 dB)	Passband Typ.	Stopband Typ.
DC-780	850	1100-1400	1400-2000	1.7	18

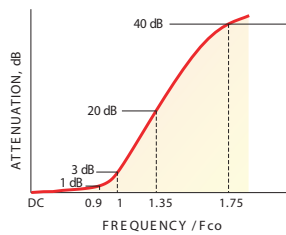
### Outline Drawing



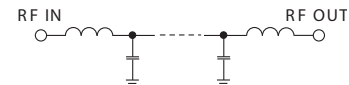
### Outline Dimensions (inch/mm)

B	D	E	wt
.67	2.90	.82	grams
17.02	73.66	20.83	90.0

### typical frequency response

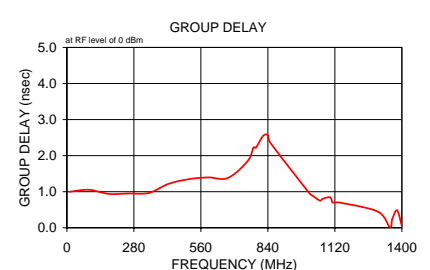
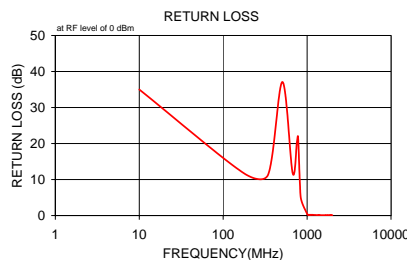
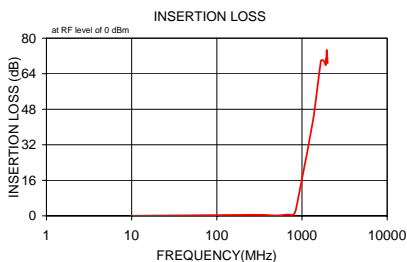


### electrical schematic



### Typical Performance Data

Frequency (MHz)	Insertion Loss (dB)		Return Loss (dB)	Frequency (MHz)	Group Delay (nsec)
	$\bar{x}$	$\sigma$			
10.00	0.02	0.1	35.0	10.0	1.00
175.00	0.38	0.1	11.8	92.5	1.05
342.50	0.44	0.1	11.3	175.0	0.94
507.50	0.18	0.1	37.1	257.5	0.95
672.50	0.57	0.1	11.8	342.5	0.97
755.00	0.43	0.1	20.2	425.0	1.22
780.00	0.40	0.1	21.9	507.5	1.35
820.00	1.33	0.6	9.1	590.0	1.40
850.00	3.00	0.9	4.4	672.5	1.38
1010.00	17.47	1.1	0.3	755.0	1.85
1030.00	19.18	1.1	0.2	780.0	2.23
1050.00	20.83	1.1	0.2	790.0	2.22
1060.00	21.63	1.1	0.2	820.0	2.55
1070.00	22.41	1.1	0.2	840.0	2.57
1100.00	24.70	1.1	0.2	850.0	2.36
1110.00	25.52	1.1	0.2	1010.0	0.99
1150.00	28.51	1.2	0.2	1020.0	0.92
1350.00	43.25	1.6	0.1	1030.0	0.88
1360.00	44.10	1.9	0.1	1050.0	0.78
1380.00	45.39	1.8	0.1	1060.0	0.75
1400.00	47.43	2.2	0.1	1070.0	0.80
1420.00	48.89	2.1	0.1	1100.0	0.84
1667.50	69.86	3.1	0.1	1110.0	0.70
1750.00	70.13	6.6	0.1	1120.0	0.70
1835.00	69.30	4.7	0.1	1150.0	0.69
1900.00	67.90	2.7	0.1	1300.0	0.45
1920.00	70.63	3.5	0.1	1350.0	0.02
1930.00	69.67	2.6	0.1	1360.0	0.24
1950.00	74.71	7.2	0.1	1380.0	0.48
2000.00	68.74	4.9	0.1	1400.0	0.05



**Mini-Circuits®**  
ISO 9001 ISO 14001 AS 9100 CERTIFIED

P.O. Box 350166, Brooklyn, New York 11235-0003 (718) 934-4500 Fax (718) 332-4661 The Design Engineers Search Engine Provides ACTUAL Data Instantly at [minicircuits.com](http://minicircuits.com)

IF/RF MICROWAVE COMPONENTS

Notes: 1. Performance and quality attributes and conditions not expressly stated in this specification sheet are intended to be excluded and do not form a part of this specification sheet. 2. Electrical specifications and performance data contained herein are based on Mini-Circuits' applicable established test performance criteria and measurement instructions. 3. The parts covered by this specification sheet are subject to Mini-Circuits' standard limited warranty and terms and conditions (collectively, "Standard Terms"); Purchasers of this part are entitled to the rights and benefits contained therein. For a full statement of the Standard Terms and the exclusive rights and remedies thereunder, please visit Mini-Circuits' website at [www.minicircuits.com/MCLStore/terms.jsp](http://www.minicircuits.com/MCLStore/terms.jsp).

REV. B  
M113397  
NLP-850+  
090820