

Coaxial

# Low Pass Filter

## NLP-150+

50Ω DC to 140 MHz

### Maximum Ratings

Operating Temperature	-55°C to 100°C
Storage Temperature	-55°C to 100°C
RF Power Input	0.5W max.

Permanent damage may occur if any of these limits are exceeded.

### Features

- rugged shielded case
- other NLP models available with wide selection of cut-off frequencies

### Applications

- lab use
- test equipment
- video equipment



CASE STYLE: FF57

Connectors	Model	Price	Qty.
N-Type	NLP-150+	\$35.95 ea.	(1-9)

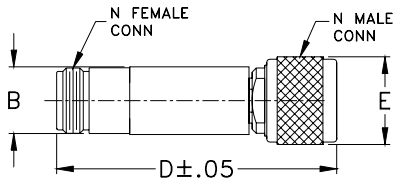
**+ RoHS compliant in accordance with EU Directive (2002/95/EC)**

The +Suffix has been added in order to identify RoHS Compliance. See our web site for RoHS Compliance methodologies and qualifications.

### Low Pass Filter Electrical Specifications

PASSBAND (MHz)	fco (MHz) Nom.	STOPBAND (MHz)		VSWR (:1)	
		(loss > 20 dB)	(loss > 40 dB)	Passband Typ.	Stopband Typ.
DC-140	155	210-300	300-600	1.7	18

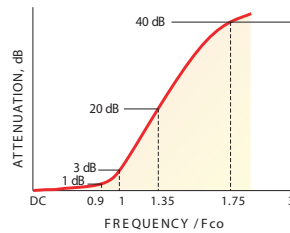
### Outline Drawing



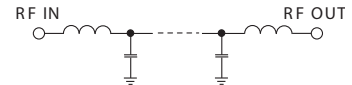
### Outline Dimensions (inch/mm)

B	D	E	wt
.67	2.90	.82	grams
17.02	73.66	20.83	90.0

### typical frequency response

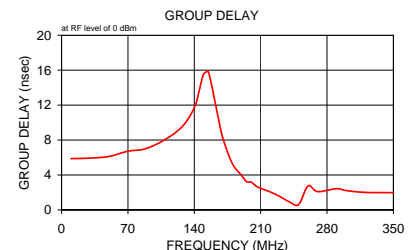
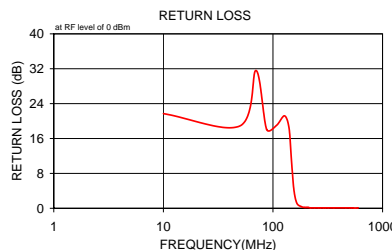


### electrical schematic



### Typical Performance Data

Frequency (MHz)	Insertion Loss (dB)		Return Loss (dB)	Frequency (MHz)	Group Delay (nsec)
	$\bar{x}$	$\sigma$			
10.00	0.12	0.1	21.7	10.00	5.875
50.00	0.20	0.0	18.9	30.00	5.932
70.00	0.19	0.1	31.6	50.00	6.124
87.50	0.30	0.1	18.1	70.00	6.723
107.50	0.34	0.1	19.0	87.50	6.973
127.50	0.43	0.1	21.2	107.50	7.940
140.00	0.59	0.1	18.5	127.50	9.564
147.50	1.11	0.1	11.0	140.00	11.710
155.00	3.27	0.2	4.3	145.00	13.582
165.00	9.15	0.4	1.2	147.50	14.703
180.00	18.50	0.6	0.4	150.00	15.571
195.03	26.35	0.7	0.2	155.00	15.775
200.03	28.70	0.7	0.2	165.00	10.701
205.00	30.89	0.7	0.2	170.00	8.263
210.03	33.01	0.8	0.2	180.00	5.337
220.04	36.90	0.8	0.1	190.00	3.934
240.04	43.83	0.9	0.1	195.00	3.242
260.05	49.92	1.3	0.1	200.00	3.185
270.05	52.20	1.9	0.1	205.00	2.751
290.06	57.13	1.7	0.1	210.00	2.474
300.00	59.12	2.5	0.1	220.00	2.061
320.00	64.42	3.7	0.1	230.00	1.548
360.00	69.97	6.8	0.1	240.00	0.945
462.50	71.43	5.2	0.1	250.00	0.617
502.50	74.26	2.1	0.1	260.00	2.736
522.50	72.73	2.6	0.1	270.00	2.100
540.00	72.69	4.1	0.1	290.00	2.428
560.00	72.65	5.6	0.0	300.00	2.217
590.00	76.20	9.3	0.1	320.00	2.006
600.00	70.55	3.8	0.1	350.00	1.977



For detailed performance specs & shopping online see web site

P.O. Box 350166, Brooklyn, New York 11235-0003 (718) 934-4500 Fax (718) 332-4661 The Design Engineers Search Engine Provides ACTUAL Data Instantly at [minicircuits.com](http://minicircuits.com)

IF/RF MICROWAVE COMPONENTS

Notes: 1. Performance and quality attributes and conditions not expressly stated in this specification sheet are intended to be excluded and do not form a part of this specification sheet. 2. Electrical specifications and performance data contained herein are based on Mini-Circuit's applicable established test performance criteria and measurement instructions. 3. The parts covered by this specification sheet are subject to Mini-Circuits standard limited warranty and terms and conditions (collectively, "Standard Terms"). Purchasers of this part are entitled to the rights and benefits contained therein. For a full statement of the Standard Terms and the exclusive rights and remedies thereunder, please visit Mini-Circuits' website at [www.minicircuits.com/MCLStore/terms.jsp](http://www.minicircuits.com/MCLStore/terms.jsp).

REV. B  
M113397  
NLP-150+  
090820