

Coaxial Low Pass Filter

NLP-1000+

50Ω DC to 900 MHz

Maximum Ratings

Operating Temperature	-55°C to 100°C
Storage Temperature	-55°C to 100°C
RF Power Input	0.5W max.

Permanent damage may occur if any of these limits are exceeded.

Features

- rugged shielded case
- other NLP models available with wide selection of cut-off frequencies

Applications

- lab use
- test equipment
- video equipment



CASE STYLE: FF57

Connectors	Model	Price	Qty.
N-Type	NLP-1000+	\$35.95 ea.	(1-9)

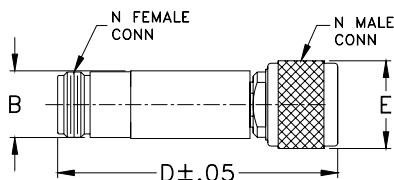
+ RoHS compliant in accordance with EU Directive (2002/95/EC)

The +Suffix has been added in order to identify RoHS Compliance. See our web site for RoHS Compliance methodologies and qualifications.

Low Pass Filter Electrical Specifications

PASSBAND (MHz)	fco (MHz) Nom.	STOPBAND (MHz)		VSWR (:1)	
		(loss > 20 dB)	(loss > 40 dB)	Passband Typ.	Stopband Typ.
DC-900	990	1340-1750	1750-2000	1.7	18

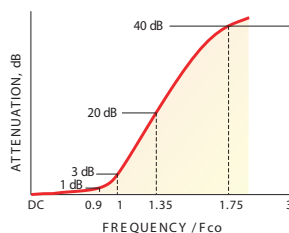
Outline Drawing



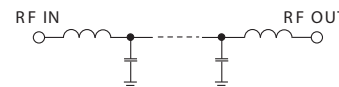
Outline Dimensions (inch/mm)

B	D	E	wt
.67	2.90	.82	grams
17.02	73.66	20.83	90.0

typical frequency response

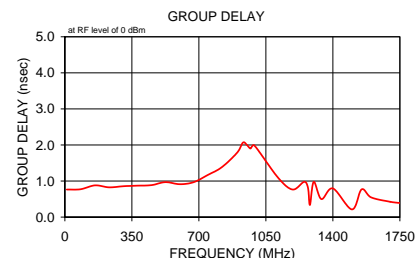
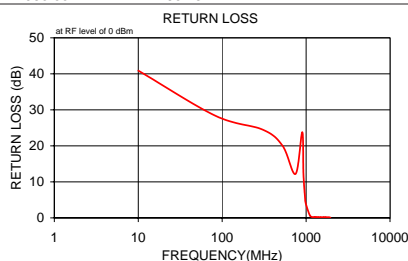
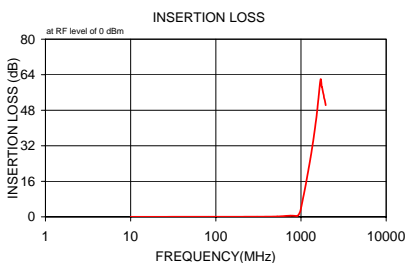


electrical schematic



Typical Performance Data

Frequency (MHz)	Insertion Loss (dB)		Return Loss (dB)	Frequency (MHz)	Group Delay (nsec)
	\bar{x}	σ			
10.00	0.01	0.0	40.9	10.00	0.77
82.50	0.02	0.0	28.4	82.50	0.77
305.00	0.07	0.1	24.5	157.50	0.88
525.00	0.17	0.1	20.0	230.00	0.83
747.50	0.54	0.1	12.2	305.00	0.86
900.00	0.40	0.1	23.8	377.50	0.87
930.00	0.75	0.1	12.4	452.50	0.89
970.00	2.06	0.2	5.9	525.00	0.97
990.00	3.10	0.2	4.1	600.00	0.91
1115.00	12.75	0.5	0.6	672.50	0.97
1250.00	23.28	0.7	0.2	747.50	1.17
1270.00	24.76	0.8	0.2	820.00	1.39
1280.00	25.53	0.8	0.2	900.00	1.79
1300.00	27.07	0.9	0.2	930.00	2.07
1340.00	30.19	1.0	0.2	950.00	2.01
1400.00	34.90	1.2	0.2	970.00	1.90
1500.00	43.32	1.8	0.2	990.00	1.99
1550.00	48.04	2.6	0.1	1115.00	1.08
1600.00	53.09	3.9	0.2	1190.00	0.76
1700.00	61.90	8.3	0.2	1250.00	0.98
1750.00	58.54	3.6	0.1	1270.00	0.81
1760.06	58.62	6.4	0.1	1280.00	0.34
1790.00	57.18	2.8	0.1	1300.00	0.98
1800.00	56.81	1.9	0.1	1340.00	0.50
1820.00	55.81	3.2	0.1	1400.00	0.80
1850.00	54.77	2.3	0.1	1500.00	0.21
1860.00	53.85	1.3	0.1	1550.00	0.77
1880.00	53.19	1.8	0.1	1600.00	0.55
1900.05	52.56	1.6	0.1	1700.00	0.43
1950.00	50.28	1.1	0.1	1750.00	0.39



Mini-Circuits®
ISO 9001 ISO 14001 AS 9100 CERTIFIED

P.O. Box 350166, Brooklyn, New York 11235-0003 (718) 934-4500 Fax (718) 332-4661 The Design Engineers Search Engine Provides ACTUAL Data Instantly at minicircuits.com

IF/RF MICROWAVE COMPONENTS

For detailed performance specs & shopping online see web site

Notes: 1. Performance and quality attributes and conditions not expressly stated in this specification sheet are intended to be excluded and do not form a part of this specification sheet. 2. Electrical specifications and performance data contained herein are based on Mini-Circuit's applicable established test performance criteria and measurement instructions. 3. The parts covered by this specification sheet are subject to Mini-Circuits standard limited warranty and terms and conditions (collectively, "Standard Terms"). Purchasers of this part are entitled to the rights and benefits contained therein. For a full statement of the Standard Terms and the exclusive rights and remedies thereunder, please visit Mini-Circuits' website at www.minicircuits.com/MCLStore/terms.jsp.

REV. B
M113397
NLP-1000+
090820