

# Coaxial High Pass Filter

## NHP-500+ NHP-500

50Ω 500 to 3200 MHz

### Maximum Ratings

Operating Temperature	-55°C to 100°C
Storage Temperature	-55°C to 100°C
RF Power Input	0.5W max.

Permanent damage may occur if any of these limits are exceeded.

### Features

- rugged shielded case
- other standard and custom NHP models available with wide selection of fco

### Applications

- lab use
- transmitters/receivers
- radio communications



CASE STYLE: FF57

Connectors	Model	Price	Qty.
N-Type	NHP-500(+)	\$39.95 ea.	(1-9)

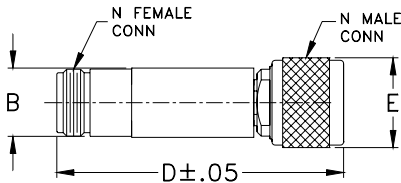
**+ RoHS compliant in accordance with EU Directive (2002/95/EC)**

The +Suffix identifies RoHS Compliance. See our web site for RoHS Compliance methodologies and qualifications.

### High Pass Filter Electrical Specifications

STOPBAND (MHz)		fco (MHz) Nom.	PASSBAND (MHz)	VSWR (:1)	
(loss > 40 dB)	(loss > 20 dB)	(loss 3 dB)	(loss < 1 dB)	Stopband Typ.	Passband Typ.
DC-280	280-365	454	500-3200	17	1.9

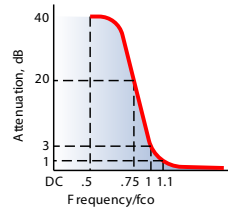
### Outline Drawing



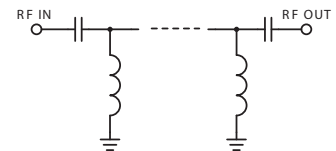
### Outline Dimensions (inch/mm)

B	D	E	wt
.67	2.90	.82	grams
17.02	73.66	20.83	90.0

### typical frequency response

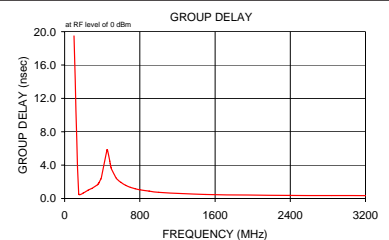
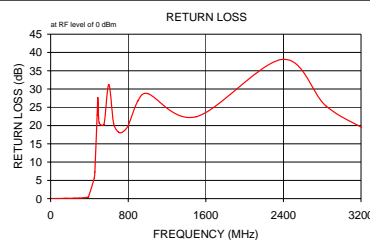


### electrical schematic



### Typical Performance Data

Frequency (MHz)	Insertion Loss (dB)	Return Loss (dB)	Frequency (MHz)	Group Delay (nsec)
	$\bar{x}$	$\sigma$		
10.00	73.03	4.97	100.00	19.48
100.00	91.45	6.05	150.00	0.55
150.00	74.69	0.45	200.00	0.67
200.00	63.66	0.50	250.00	0.99
250.00	52.21	0.65	290.00	1.21
290.00	42.87	0.80	297.00	1.26
297.00	41.24	0.83	350.00	1.66
350.00	28.65	1.12	355.00	1.72
355.00	27.43	1.15	365.00	1.88
365.00	24.98	1.21	385.00	2.33
385.00	19.93	1.36	390.00	2.49
390.00	18.64	1.40	451.00	5.83
451.00	3.67	1.22	456.00	5.80
456.00	2.88	1.04	480.00	4.48
480.00	0.93	0.26	485.00	4.18
485.00	0.80	0.17	490.00	3.92
490.00	0.71	0.11	495.00	3.68
500.00	0.62	0.04	500.00	3.48
550.00	0.51	0.02	550.00	2.43
600.00	0.40	0.01	600.00	1.92
650.00	0.39	0.00	650.00	1.57
700.00	0.40	0.01	700.00	1.33
750.00	0.39	0.01	750.00	1.17
800.00	0.36	0.01	800.00	1.05
900.00	0.31	0.01	900.00	0.88
1000.00	0.29	0.01	1000.00	0.74
1500.00	0.34	0.00	1500.00	0.48
2390.00	0.39	0.01	2390.00	0.37
2840.00	0.46	0.01	2840.00	0.35
3280.00	0.59	0.01	3280.00	0.33



**Mini-Circuits®**  
ISO 9001 ISO 14001 AS 9100 CERTIFIED

P.O. Box 350166, Brooklyn, New York 11235-0003 (718) 934-4500 Fax (718) 332-4661 The Design Engineers Search Engine Provides ACTUAL Data Instantly at [minicircuits.com](http://minicircuits.com)

IF/RF MICROWAVE COMPONENTS

For detailed performance specs & shopping online see web site

**Notes:** 1. Performance and quality attributes and conditions not expressly stated in this specification sheet are intended to be excluded and do not form a part of this specification sheet. 2. Electrical specifications and performance data contained herein are based on Mini-Circuits' applicable established test performance criteria and measurement instructions. 3. The parts covered by this specification sheet are subject to Mini-Circuits standard limited warranty and terms and conditions (collectively, "Standard Terms"); Purchasers of this part are entitled to the rights and benefits contained therein. For a full statement of the Standard Terms and the exclusive rights and remedies thereunder, please visit Mini-Circuits' website at [www.minicircuits.com/MCLStore/terms.jsp](http://www.minicircuits.com/MCLStore/terms.jsp).

REV. B  
M98898  
NHP-500  
090820