

Type-N/BNC Adaptenuator

NF-BM-10

50Ω 0.5W 10dB DC to 2000 MHz



Maximum Ratings

Operating Temperature	-55°C to 100°C
Storage Temperature	-55°C to 150°C
Permanent damage may occur if any of these limits are exceeded.	

Features

- improved interface matching
- wideband, DC to 2000 MHz, useable to 4000 MHz
- excellent VSWR, 1.1:1 typ.
- excellent flatness, ±0.1dB typ.
- rugged unibody construction

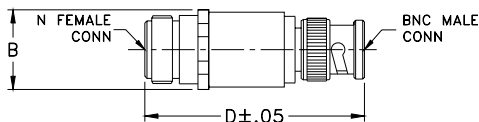
CASE STYLE: DJ867

Connectors	Model	Price	Qty.
Conn1 N-Female	Conn2 BNC-Male	NF-BM-10	\$19.95 ea. (1-24)

Applications

- instrumentation
- provides attenuation and connector type change
- minimizes hardware

Outline Drawing



Electrical Specifications

FREQ. (MHz)	ATTENUATION (dB)						VSWR (:1)						MAX. INPUT POWER (W)	
	Flatness*						DC-500 MHz		DC-1000 MHz		DC-2000 MHz			
	DC-500 MHz		DC-1000 MHz		DC-2000 MHz		Typ.	Max.	Typ.	Max.	Typ.	Max.		
f_L-f_U	Nom.	Typ.	Max.	Typ.	Max.	Typ.	Max.	Typ.	Max.	Typ.	Max.	Typ.	Max.	
DC-2000	10±0.3	0.05	0.15	0.10	0.25	0.15	0.30	1.1	1.2	1.1	1.3	1.2	1.25	0.5

*Flatness defined as peak to peak attenuation over band divided by 2.

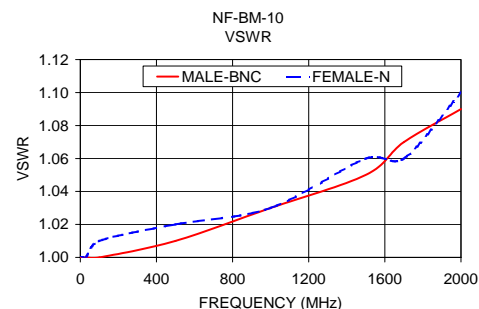
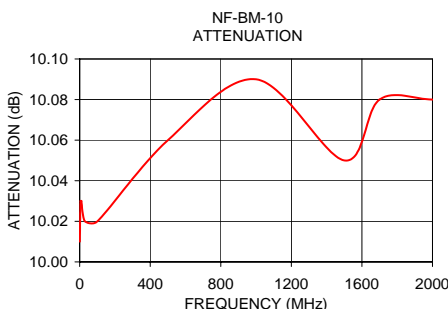
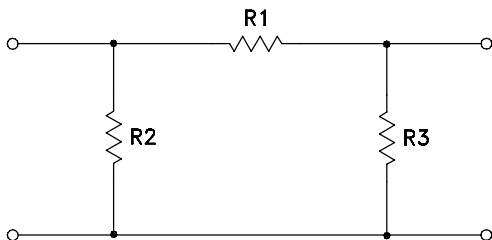
Typical Performance Data

FREQUENCY (MHz)	ATTENUATION (dB)	VSWR (:1)	
		BNC-Male	N-Female
1.00	10.01	1.00	1.00
5.00	10.03	1.00	1.00
10.00	10.03	1.00	1.00
30.00	10.02	1.00	1.00
100.00	10.02	1.00	1.01
500.00	10.06	1.01	1.02
1000.00	10.09	1.03	1.03
1500.00	10.05	1.05	1.06
1700.00	10.08	1.07	1.06
2000.00	10.08	1.09	1.10

Outline Dimensions (inch/mm)

B	D	wt
.73	2.00	grams
18.54	50.80	48.2

Electrical Schematic



Mini-Circuits®
ISO 9001 ISO 14001 AS 9100 CERTIFIED
The Design Engineers Search Engine Provides ACTUAL Data Instantly at minicircuits.com
IF/RF MICROWAVE COMPONENTS

For detailed performance specs
& shopping online see web site

P.O. Box 350166, Brooklyn, New York 11235-0003 (718) 934-4500 Fax (718) 332-4661

Notes: 1. Performance and quality attributes and conditions not expressly stated in this specification sheet are intended to be excluded and do not form a part of this specification sheet. 2. Electrical specifications and performance data contained herein are based on Mini-Circuit's applicable established test performance criteria and measurement instructions. 3. The parts covered by this specification sheet are subject to Mini-Circuits standard limited warranty and terms and conditions (collectively, "Standard Terms"); Purchasers of this part are entitled to the rights and benefits contained therein. For a full statement of the Standard Terms and the exclusive rights and remedies thereunder, please visit Mini-Circuits' website at www.minicircuits.com/MCLStore/terms.jsp.

REV. B
M96826
EE-9890
NF-BM-10
URJ/TD/CP/AM
090720