

# DC Passing Attenuator Fixed

## NAT-6DC-2A+

50Ω 1000 to 3750 MHz

### Maximum Ratings

Operating Temperature	-55°C to 100°C
Storage Temperature	-55°C to 100°C

Permanent damage may occur if any of these limits are exceeded.



CASE STYLE: FF57

Connectors	Model	Price	Qty.
N-Type	NAT-6DC-2A+	\$20.95 ea.	(1-9)

**+ RoHS compliant in accordance with EU Directive (2002/95/EC)**

The +Suffix has been added in order to identify RoHS Compliance. See our web site for RoHS Compliance methodologies and qualifications.

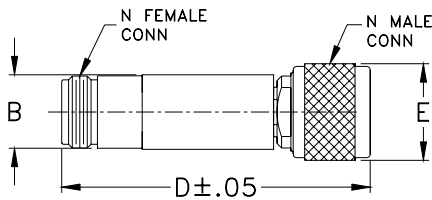
### Features

- high DC current handling
- high DC breakdown voltage
- DC resistance (in/out) 0.1Ω, typ.

### Applications

- power passing
- instrumentation
- test equipment
- lab use

### Outline Drawing



### Outline Dimensions (inch/mm)

B	D	E	wt
.67	2.90	.82	grams
17.02	73.66	20.83	90.0

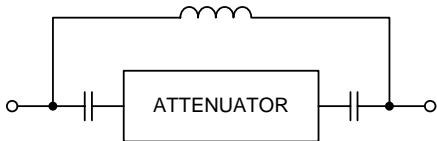
### Electrical Specifications (T<sub>AMB</sub> = 25°C)

FREQUENCY (MHz)	ATTENUATION (dB)		VSWR (:1)	POWER (mW)	DC CURRENT (Amps)	DC BREAKDOWN (Volts)
	Nom.	Flatness, Max.	Max.	Max.	Max.	Max.
1000-3750	6±0.7	±0.8	1.6	1000	2	50

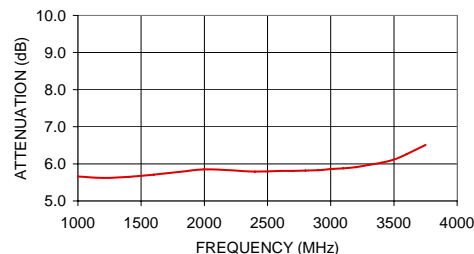
### Typical Performance Data at 25°C

Frequency (MHz)	Attenuation (dB)	VSWR (:1)
1000.00	5.66	1.41
1200.00	5.62	1.22
1400.00	5.65	1.11
1600.00	5.71	1.05
1800.00	5.78	1.07
2000.00	5.85	1.11
2200.00	5.83	1.14
2400.00	5.79	1.15
2600.00	5.81	1.14
2700.00	5.81	1.13
2800.00	5.82	1.11
2900.00	5.83	1.10
3000.00	5.86	1.08
3100.00	5.88	1.07
3200.00	5.91	1.04
3300.00	5.97	1.02
3400.00	6.03	1.03
3500.00	6.12	1.07
3600.00	6.26	1.12
3750.00	6.51	1.22

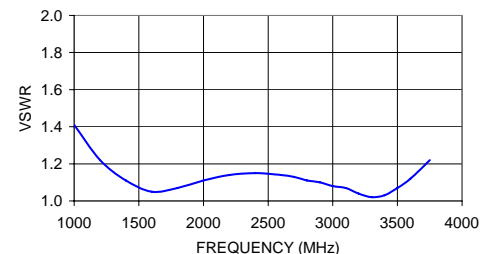
### Electrical Schematic



NAT-6DC-2A+ ATTENUATION



NAT-6DC-2A+ VSWR



**Mini-Circuits®**

ISO 9001 ISO 14001 AS 9100 CERTIFIED

The Design Engineers Search Engine



Provides ACTUAL Data Instantly at [minicircuits.com](http://minicircuits.com)

For detailed performance specs & shopping online see web site

P.O. Box 350166, Brooklyn, New York 11235-0003 (718) 934-4500 Fax (718) 332-4661

IF/RF MICROWAVE COMPONENTS

Notes: 1. Performance and quality attributes and conditions not expressly stated in this specification sheet are intended to be excluded and do not form a part of this specification sheet. 2. Electrical specifications and performance data contained herein are based on Mini-Circuits' applicable established test performance criteria and measurement instructions. 3. The parts covered by this specification sheet are subject to Mini-Circuits standard limited warranty and terms and conditions (collectively, "Standard Terms"); Purchasers of this part are entitled to the rights and benefits contained therein. For a full statement of the Standard Terms and the exclusive rights and remedies thereunder, please visit Mini-Circuits' website at [www.minicircuits.com/MCLStore/terms.jsp](http://www.minicircuits.com/MCLStore/terms.jsp).

REV. OR  
M109697  
NAT-6DC-2A+  
ED-12796/1  
WZ/CP  
090814