

DC Passing Attenuator Fixed

NAT-15DC-1.5A+

50Ω 950 to 4000 MHz

Maximum Ratings

Operating Temperature	-55°C to 100°C
Storage Temperature	-55°C to 100°C

Permanent damage may occur if any of these limits are exceeded.



Features

- high DC current handling
- high DC breakdown voltage
- DC resistance (in/out) 0.1Ω, typ.

Applications

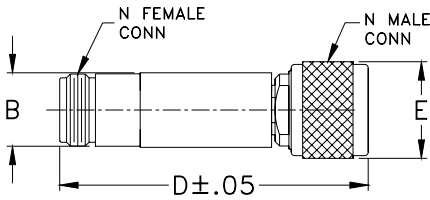
- power passing
- instrumentation
- test equipment
- lab use

CASE STYLE: FF57			
Connectors	Model	Price	Qty.
N-Type	NAT-15DC-1.5A+	\$20.95 ea.	(1-9)

+ RoHS compliant in accordance with EU Directive (2002/95/EC)

The +Suffix has been added in order to identify RoHS Compliance. See our web site for RoHS Compliance methodologies and qualifications.

Outline Drawing



Electrical Specifications (T_{AMB} = 25°C)

FREQUENCY (MHz)	ATTENUATION (dB)		VSWR (:1)	POWER (mW)	DC CURRENT (Amps)	DC BREAK-DOWN (Volts)
	Nom.	Flatness, Max.	Max.	Max.	Max.	Max.
950-4000	15±0.7	±0.6	1.6	1000	1.5	50

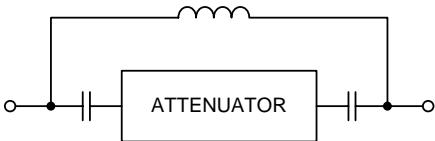
Outline Dimensions (inch/mm)

B	D	E	wt
.67	2.90	.82	grams
17.02	73.66	20.83	90.0

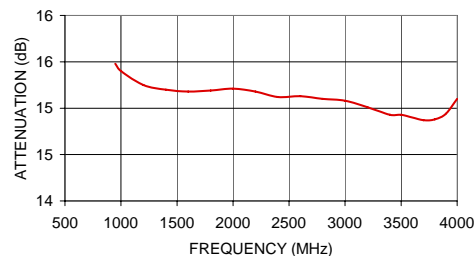
Typical Performance Data at 25°C

Frequency (MHz)	Attenuation (dB)	VSWR (:1)
950.00	15.48	1.42
1000.00	15.40	1.34
1200.00	15.25	1.17
1400.00	15.20	1.12
1600.00	15.18	1.12
1800.00	15.19	1.15
2000.00	15.21	1.18
2200.00	15.18	1.21
2400.00	15.12	1.23
2600.00	15.13	1.25
2800.00	15.10	1.26
3000.00	15.08	1.26
3200.00	15.01	1.26
3400.00	14.93	1.25
3500.00	14.93	1.24
3600.00	14.90	1.23
3700.00	14.87	1.21
3800.00	14.88	1.19
3900.00	14.94	1.16
4000.00	15.10	1.12

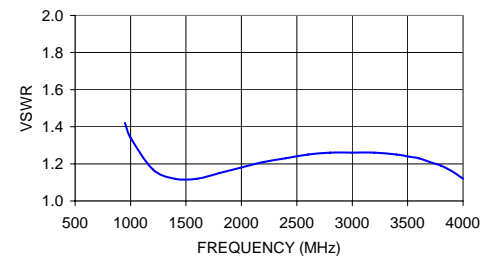
Electrical Schematic



NAT-15DC-1.5A+ ATTENUATION



NAT-15DC-1.5A+ VSWR



Mini-Circuits®
ISO 9001 ISO 14001 AS 9100 CERTIFIED

P.O. Box 350166, Brooklyn, New York 11235-0003 (718) 934-4500 Fax (718) 332-4661 The Design Engineers Search Engine Provides ACTUAL Data Instantly at minicircuits.com

IF/RF MICROWAVE COMPONENTS

For detailed performance specs & shopping online see web site

Notes: 1. Performance and quality attributes and conditions not expressly stated in this specification sheet are intended to be excluded and do not form a part of this specification sheet. 2. Electrical specifications and performance data contained herein are based on Mini-Circuits' applicable established test performance criteria and measurement instructions. 3. The parts covered by this specification sheet are subject to Mini-Circuits standard limited warranty and terms and conditions (collectively, "Standard Terms"); Purchasers of this part are entitled to the rights and benefits contained therein. For a full statement of the Standard Terms and the exclusive rights and remedies thereunder, please visit Mini-Circuits' website at www.minicircuits.com/MCLStore/terms.jsp.

REV. OR
M109697
NAT-15DC-1.5A+
ED-12840/1
WZ/CP
090814