

DC Passing Attenuator Fixed

NAT-10DC-1.5A+

50Ω 1000 to 4000 MHz

Maximum Ratings

Operating Temperature	-55°C to 100°C
Storage Temperature	-55°C to 100°C

Permanent damage may occur if any of these limits are exceeded.



CASE STYLE: FF57			
Connectors	Model	Price	Qty.
N-Type	NAT-10DC-1.5A+	\$20.95 ea.	(1-9)

+ RoHS compliant in accordance with EU Directive (2002/95/EC)

The +Suffix has been added in order to identify RoHS Compliance. See our web site for RoHS Compliance methodologies and qualifications.

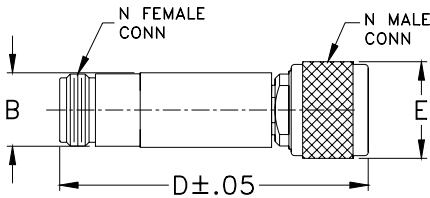
Features

- high DC current handling
- high DC breakdown voltage
- DC resistance (in/out) 0.1Ω, typ.

Applications

- power passing
- instrumentation
- test equipment
- lab use

Outline Drawing



Outline Dimensions (inch/mm)

B	D	E	wt
.67	2.90	.82	grams
17.02	73.66	20.83	90.0

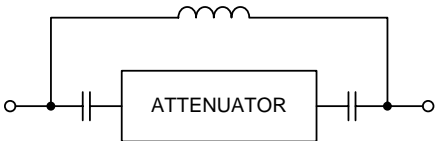
Electrical Specifications (T_{AMB} = 25°C)

FREQUENCY (MHz)	ATTENUATION (dB)		VSWR (:1)	POWER (mW)	DC CURRENT (Amps)	DC BREAKDOWN (Volts)
	Nom.	Flatness, Max.	Max.	Max.	Max.	Max.
1000-4000	10±0.5	±0.6	1.6	1000	1.5	50

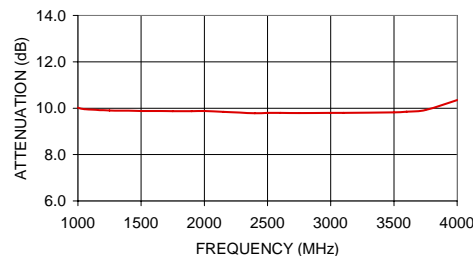
Typical Performance Data at 25°C

Frequency (MHz)	Attenuation (dB)	VSWR (:1)
1000.00	10.02	1.41
1050.00	9.96	1.36
1250.00	9.90	1.25
1400.00	9.89	1.22
1500.00	9.88	1.21
1650.00	9.88	1.21
1750.00	9.87	1.21
1900.00	9.87	1.22
2000.00	9.88	1.23
2150.00	9.84	1.24
2400.00	9.78	1.25
2500.00	9.80	1.25
2600.00	9.80	1.25
2750.00	9.79	1.26
3000.00	9.80	1.25
3100.00	9.80	1.24
3500.00	9.82	1.17
3600.00	9.85	1.15
3750.00	9.92	1.11
4000.00	10.35	1.13

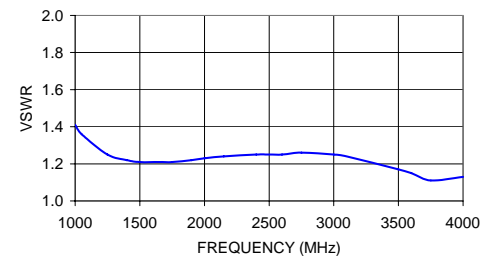
Electrical Schematic



NAT-10DC-1.5A+ ATTENUATION



NAT-10DC-1.5A+ VSWR



Mini-Circuits®
ISO 9001 ISO 14001 AS 9100 CERTIFIED

P.O. Box 350166, Brooklyn, New York 11235-0003 (718) 934-4500 Fax (718) 332-4661 The Design Engineers Search Engine Provides ACTUAL Data Instantly at minicircuits.com

IF/RF MICROWAVE COMPONENTS

For detailed performance specs & shopping online see web site

Notes: 1. Performance and quality attributes and conditions not expressly stated in this specification sheet are intended to be excluded and do not form a part of this specification sheet. 2. Electrical specifications and performance data contained herein are based on Mini-Circuits' applicable established test performance criteria and measurement instructions. 3. The parts covered by this specification sheet are subject to Mini-Circuits standard limited warranty and terms and conditions (collectively, "Standard Terms"); Purchasers of this part are entitled to the rights and benefits contained therein. For a full statement of the Standard Terms and the exclusive rights and remedies thereunder, please visit Mini-Circuits' website at www.minicircuits.com/MCLStore/terms.jsp.

REV. OR
M109697
NAT-10DC-1.5A+
ED-12849/1
WZ/CP
090813