

X2 Frequency Multiplier

50Ω Output 10 to 1000 MHz

MK-2



CASE STYLE: L19

Maximum Ratings

Operating Temperature	-55°C to 100°C
Storage Temperature	-55°C to 100°C
RF Input Power	200mW

Permanent damage may occur if any of these limits are exceeded.

Features

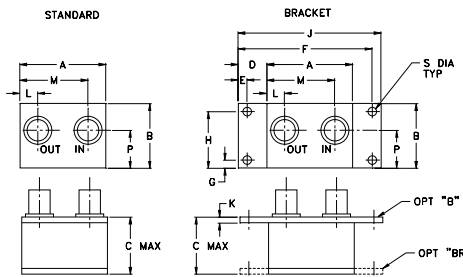
- wideband, 10 to 1000 MHz
- low conversion loss, 13.5 dB typ.
- rugged shielded case

Applications

- synthesizers
- local oscillators

Connectors	Model	Price	Qty.
SMA	MK-2	\$52.95	(1-9)
BRACKET (OPTION "B")		\$5.00	(1+)
BRACKET (OPTION "BR")		\$1.50	(1+)

Outline Drawing



Outline Dimensions (inch mm)

A	B	C	D	E	F	G	H
1.50	1.13	1.00	.50	.155	2.345	.138	.987
38.10	28.70	25.40	12.70	3.94	59.56	3.51	25.07

J	K	L	M	N	P	S	wt
2.50	.10	.31	1.19	--	.66	.150	grams
63.50	2.54	7.87	30.23	--	16.76	3.81	37.0

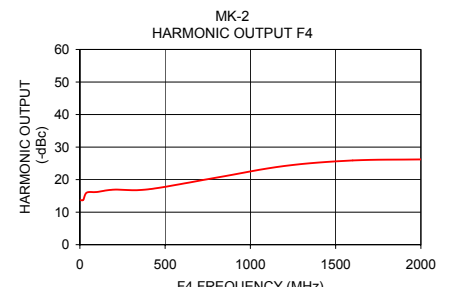
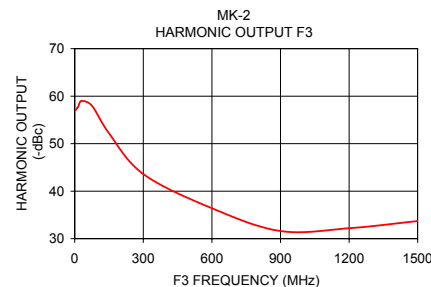
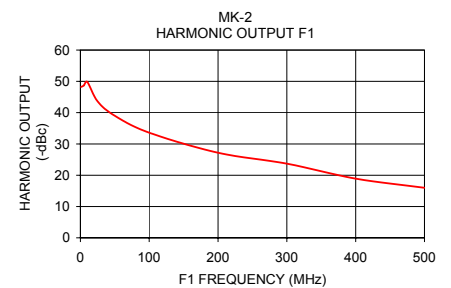
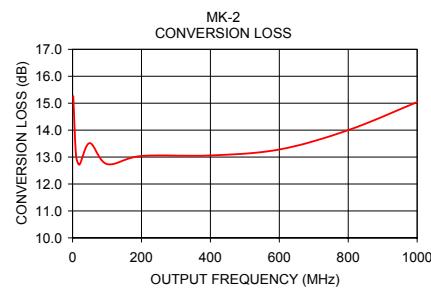
Electrical Specifications

MULTIPLICATION FACTOR	FREQUENCY (MHz)		INPUT POWER (dBm)		CONVERSION LOSS (dB)		*HARMONIC OUTPUT (dBc)					
	F1	F2					F1		F3		F4	
	Input	Output	Min.	Max.	Typ.	Max.	Typ.	Min.	Typ.	Min.	Typ.	Min.
2	5-100	10-200	1	15	13.0	16.0	40	30	50	40	16	12
	100-300	200-600	1	15	13.5	15.5	25	20	40	30	16	12
	300-500	600-1000	1	15	14.0	16.5	20	15	30	25	16	12

* Harmonics of input frequency below the power level of F2

Typical Performance Data

Input Frequency (MHz)	Conversion Loss (dB) F2	F1	Harmonic Output (-dBc) F3	F4
1.00	15.26	48.20	57.00	13.70
5.00	13.06	48.70	57.80	13.80
10.00	12.72	49.80	59.00	16.00
25.00	13.52	43.60	58.00	16.20
50.00	12.74	39.00	52.20	16.90
100.00	13.04	33.60	43.60	17.00
200.00	13.06	27.20	36.40	20.60
300.00	13.28	23.70	31.60	24.20
400.00	14.00	18.90	32.20	25.90
500.00	15.04	16.00	33.70	26.20



For detailed performance specs & shopping online see web site

P.O. Box 350166, Brooklyn, New York 11235-0003 (718) 934-4500 Fax (718) 332-4661 *The Design Engineers Search Engine* Provides ACTUAL Data Instantly at minicircuits.com

Notes: 1. Performance and quality attributes and conditions not expressly stated in this specification sheet are intended to be excluded and do not form a part of this specification sheet. 2. Electrical specifications and performance data contained herein are based on Mini-Circuit's applicable established test performance criteria and measurement instructions. 3. The parts covered by this specification sheet are subject to Mini-Circuits standard limited warranty and terms and conditions (collectively, "Standard Terms"); Purchasers of this part are entitled to the rights and benefits contained therein. For a full statement of the Standard Terms and the exclusive rights and remedies thereunder, please visit Mini-Circuits' website at www.minicircuits.com/MCLStore/terms.jsp.

REV. OR
M96953
MK-2
AD/CP/AM
090112