


# Plug-In I&Q Modulator

## MIQC-895M

50Ω

868 to 895 MHz



### Maximum Ratings

Operating Temperature	-55°C to 100°C
Storage Temperature	-55°C to 100°C
LO Power	50mW
I&Q Current	40mA

Permanent damage may occur if any of these limits are exceeded.

### Pin Connections

LO (carrier)	13
RF (signal)	2
I (0°)(ref.)	4
Q (90°)*	1
ISOLATE (DO NOT USE)	9,12,16
GROUND	3,5,6,7,8,10,11,14,15
CASE GROUND	3,5,6,7,8,10,11,14,15

\*Q= I +90° for lower sideband suppression

### Features

- hermetically sealed shielded case
- excellent 3rd and 5th order harmonic suppression
- good carrier and sideband rejections

### Applications

- cellular
- radar and communications system
- military, hi-rel application

CASE STYLE: C07

PRICE: \$104.45 ea. QTY (1-9)

### Modulator Electrical Specifications

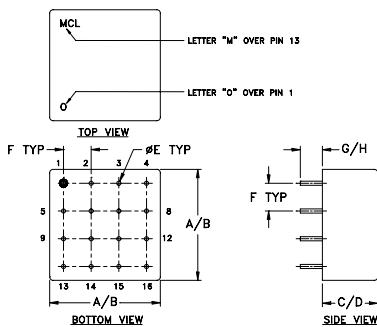
MODEL NO.	FREQUENCY (MHz)				CONVERSION LOSS (dB)			CARRIER REJECTION (-dBc)		SIDE BAND REJECTION (-dBc)		HARMONIC SUPPRESSION (-dBc)			
	RF (SIGNAL/ LO (CARRIER))		I&Q		$\bar{x}$	$\sigma$	Max.	Typ.	Min.	Typ.	Min.	3XI/Q		5XI/Q	
	fL	fU	Min.	Max.								Typ.	Min.	Typ.	Min.
MIQA-895M	868	895	DC	5	8.0	0.10	10.5	40	30	40	30	52	35	58	50

Operating LO power: 10±1dBm  
 1dB Compression: 0dBm typical  
 Conversion Loss: (I + Q) power, dBm - RF power, dBm  
 Carrier and sideband rejections measured at -5dBm I/Q power.

### Typical Performance Data

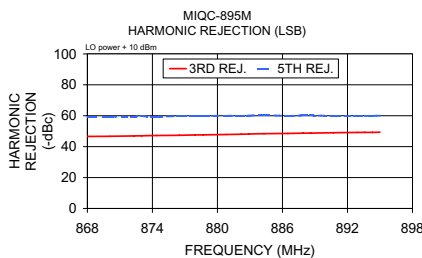
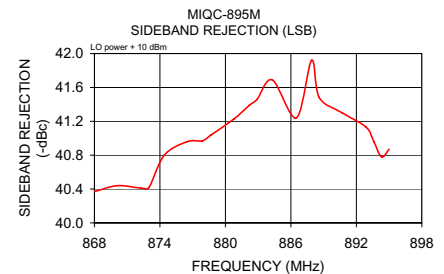
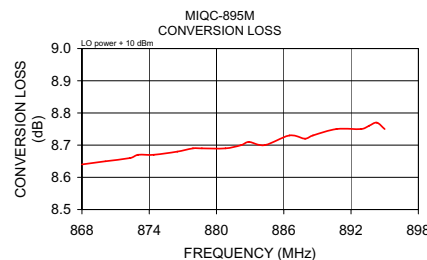
Carrier Freq. (MHz)	Conversion Loss		Sideband Rejection(x)		Carrier Rejection(x)		3rd. Harmonic Suppression (x)		5th. Harmonic Suppression (x)		DC Offset (x) (mV)
	$\bar{x}$ (dB)	$\sigma$ (dB)	LSB (-dBc)	USB (-dBc)	LSB (-dBc)	USB (-dBc)	LSB (-dBc)	USB (-dBc)	LSB (-dBc)	USB (-dBc)	
868.00	8.64	0.06	40.37	39.42	40.28	40.16	46.63	44.24	59.35	62.87	-1.24
870.10	8.65	0.06	40.44	39.60	40.36	40.27	46.71	44.38	59.33	63.25	-1.23
872.30	8.66	0.04	40.41	39.49	40.37	40.45	46.95	44.52	59.48	62.84	-1.23
873.00	8.67	0.05	40.42	39.34	40.48	40.50	47.02	44.51	59.52	62.94	-1.23
874.40	8.67	0.05	40.80	39.30	40.45	40.46	47.21	44.68	59.44	62.90	-1.23
876.50	8.68	0.05	40.96	39.03	40.61	40.68	47.35	44.85	59.78	63.10	-1.22
877.90	8.69	0.04	40.97	38.86	40.65	40.77	47.56	45.02	59.79	62.97	-1.24
878.70	8.69	0.04	41.04	38.97	40.72	40.78	47.62	45.16	59.91	62.83	-1.24
880.80	8.69	0.04	41.23	38.95	40.96	41.03	47.85	45.23	60.03	63.19	-1.23
882.20	8.70	0.04	41.39	38.79	40.94	40.96	48.04	45.38	59.82	63.02	-1.22
882.90	8.71	0.04	41.46	38.73	40.98	41.04	48.15	45.51	60.04	63.04	-1.23
884.30	8.70	0.04	41.69	38.80	41.22	41.17	48.41	45.63	60.30	63.38	-1.22
886.50	8.73	0.04	41.24	38.56	41.27	41.07	48.52	45.76	59.96	62.74	-1.24
887.90	8.72	0.04	41.92	38.57	41.54	41.28	48.70	45.92	60.17	62.61	-1.23
888.60	8.73	0.04	41.48	38.50	41.55	41.22	48.75	46.03	60.16	62.54	-1.23
890.70	8.75	0.04	41.30	38.38	41.60	41.30	48.99	46.19	60.01	62.41	-1.24
892.90	8.75	0.04	41.13	38.40	41.87	41.39	49.19	46.47	59.93	62.57	-1.26
893.60	8.76	0.04	40.96	38.38	42.02	41.37	49.20	46.48	59.96	62.14	-1.26
894.30	8.77	0.04	40.78	38.18	42.08	41.39	49.24	46.54	59.88	61.92	-1.27
895.00	8.75	0.04	40.87	38.27	42.42	41.73	49.31	46.61	60.07	62.33	-1.26

### Outline Drawing

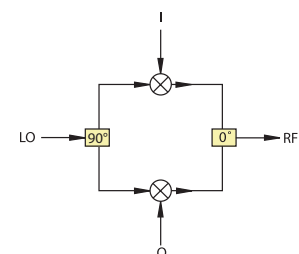


### Outline Dimensions (inch/mm)

A	B	C	D	E	F	G	H	wt
.770	.810	.380	.410	.030	.200	.20	.14	grams
19.56	20.57	9.65	10.41	0.76	5.08	5.08	3.56	11.0



### I&Q modulation block diagram



For detailed performance specs & shopping online see web site

**Mini-Circuits**  
 ISO 9001 ISO 14001 AS 9100 CERTIFIED

P.O. Box 350166, Brooklyn, New York 11235-0003 (718) 934-4500 Fax (718) 332-4661 The Design Engineers Search Engine Provides ACTUAL Data Instantly at [minicircuits.com](http://minicircuits.com)

Notes: 1. Performance and quality attributes and conditions not expressly stated in this specification sheet are intended to be excluded and do not form a part of this specification sheet. 2. Electrical specifications and performance data contained herein are based on Mini-Circuit's applicable established test performance criteria and measurement instructions. 3. The parts covered by this specification sheet are subject to Mini-Circuits standard limited warranty and terms and conditions (collectively, "Standard Terms"); Purchasers of this part are entitled to the rights and benefits contained therein. For a full statement of the Standard Terms and the exclusive rights and remedies thereunder, please visit Mini-Circuits' website at [www.minicircuits.com/MCLStore/terms.jsp](http://www.minicircuits.com/MCLStore/terms.jsp).

REV. OR  
 M97465  
 MIQC-895M  
 DJ/VV/CP  
 060713