

# High IP3 Frequency Mixer

## MCA-272FH+

Level 17 (LO Power+17 dBm) 2500 to 2720 MHz



CASE STYLE: DZ883  
PRICE: \$11.95 ea. QTY.(1-9)

**+ RoHS compliant in accordance with EU Directive (2002/95/EC)**

The +Suffix has been added in order to identify RoHS Compliance. See our web site for RoHS Compliance methodologies and qualifications.

### Maximum Ratings

Operating Temperature	-55°C to 100°C
Storage Temperature	-55°C to 100°C
LO & RF Power	19 dBm

### Pin Connections

LO	10
RF	5
IF	3
GROUND	1,2,4,6,7,8,9

### Features

- high IP3, 30 dBm typ.
- good L-R isolation, 32 dB typ.
- excellent 1 dB compression
- industry standard foot print
- LTCC design for excellent temperature stability performance repeatability and small size
- aqueous washable
- double balanced mixer
- protected by US Patent 6,959,180

### Applications

- WiMAX
- line of sight links
- satellite communications
- broadband radio service

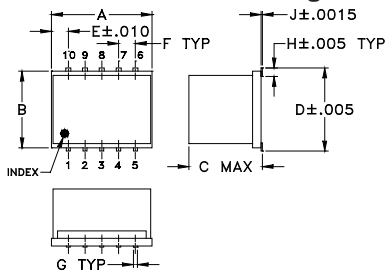
### Electrical Specifications (T<sub>AMB</sub>=-55°C to 100°C)

FREQUENCY (MHz)			IP3 (dBm)	RF in at 1 dB compr. (dBm)	CONVERSION LOSS (dB)	LO-RF ISOLATION (dB)	LO-IF ISOLATION (dB)
RF	LO	IF	Typ.	Min.	Typ. Max.	Typ. Min.	Typ. Min.
2500-2720	2030-2250	130-670	30	15	7.6 9.1	32 25	24 18

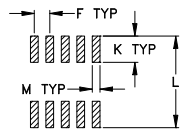
### Typical Performance Data

Frequency (MHz)		Conversion Loss (dB)	Isolation L-R (dB)	Isolation L-I (dB)	VSWR RF Port (:1)	VSWR LO Port (:1)	IP3 (dBm)
RF	LO	LO +17dBm	LO +17dBm	LO +17dBm	LO +17dBm	LO +17dBm	LO +17dBm
2500.10	2030.10	7.44	31.80	24.28	1.45	5.21	29.91
2510.10	2040.10	7.49	31.37	24.19	1.48	4.68	30.17
2520.10	2050.10	7.45	31.17	24.04	1.50	4.16	30.56
2530.10	2060.10	7.54	31.28	24.22	1.52	3.69	30.73
2540.10	2070.10	7.57	31.35	24.41	1.53	3.27	30.73
2550.10	2080.10	7.59	31.51	24.69	1.55	2.90	30.21
2560.10	2090.10	7.53	32.08	24.75	1.56	2.57	29.88
2570.10	2100.10	7.53	32.68	24.95	1.58	2.29	29.67
2580.10	2110.10	7.58	32.92	25.10	1.59	2.08	29.49
2590.10	2120.10	7.57	32.83	25.00	1.61	1.90	29.45
2600.10	2130.10	7.51	32.85	24.56	1.62	1.77	29.84
2620.10	2150.10	7.69	33.16	24.39	1.63	1.67	29.60
2630.10	2160.10	7.70	33.29	24.77	1.63	1.69	29.72
2640.10	2170.10	7.77	33.48	24.71	1.62	1.76	29.69
2650.10	2180.10	7.85	33.73	24.90	1.63	1.87	30.03
2660.10	2190.10	7.89	33.75	24.90	1.64	2.03	30.28
2670.10	2200.10	7.85	33.48	25.01	1.66	2.23	30.71
2680.10	2210.10	7.83	33.51	24.86	1.68	2.48	31.27
2690.10	2220.10	7.88	33.77	24.95	1.69	2.72	30.75
2720.10	2250.10	8.02	35.03	25.80	1.71	3.49	29.59

### Outline Drawing



### PCB Land Pattern

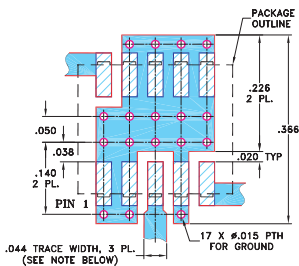


Suggested L layout, Tolerance to be within ±0.02

### Outline Dimensions (inch/mm)

A	B	C	D	E	F	G
.30	.250	.190	.266	.050	.050	.012
7.62	6.35	4.83	6.76	1.27	1.27	0.30
H	J	K	L	M		wt
.029	.004	.085	.296	.030		grams
0.74	0.10	2.16	7.52	0.76		0.5

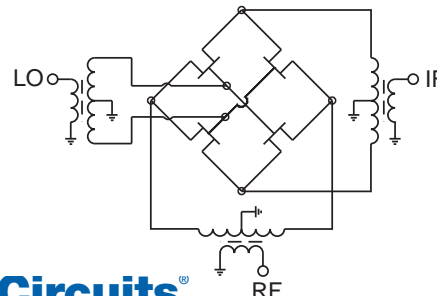
### Demo Board MCL P/N: TB-144 Suggested PCB Layout (PL-045)



NOTES: 1. TRACE WIDTH IS SHOWN FOR ROGERS RO4350B WITH DIELECTRIC THICKNESS .020" ± .0015"; COPPER: 1/2 OZ. EACH SIDE. FOR OTHER MATERIALS TRACE WIDTH MAY NEED TO BE MODIFIED.  
2. BOTTOM SIDE OF THE PCB IS CONTINUOUS GROUND PLANE.

- DENOTES PCB COPPER LAYOUT WITH SMOBC (SOLDER MASK OVER BARE COPPER)
- DENOTES COPPER LAND PATTERN FREE OF SOLDER MASK

### Electrical Schematic



**Mini-Circuits**  
ISO 9001 ISO 14001 AS 9100 CERTIFIED

The Design Engineers Search Engine Provides ACTUAL Data Instantly at [minicircuits.com](http://minicircuits.com)

For detailed performance specs & shopping online see web site

P.O. Box 350166, Brooklyn, New York 11235-0003 (718) 934-4500 Fax (718) 332-4661

IF/RF MICROWAVE COMPONENTS

Notes: 1. Performance and quality attributes and conditions not expressly stated in this specification sheet are intended to be excluded and do not form a part of this specification sheet. 2. Electrical specifications and performance data contained herein are based on Mini-Circuits' applicable established test performance criteria and measurement instructions. 3. The parts covered by this specification sheet are subject to Mini-Circuits standard limited warranty and terms and conditions (collectively, "Standard Terms"); Purchasers of this part are entitled to the rights and benefits contained therein. For a full statement of the Standard Terms and the exclusive rights and remedies thereunder, please visit Mini-Circuits' website at [www.minicircuits.com/MCLStore/terms.jsp](http://www.minicircuits.com/MCLStore/terms.jsp).

REV. OR  
M116150  
MCA-272FH+  
ED-13249/1  
WL/CP/AM  
080304  
Page 1 of 2

