

ULTRA·REL[®] Ceramic Hermetic Frequency Mixers

MAC Series

300 MHz to 12 GHz LO Levels 4 to 17 dBm

The Big Deal

- 3-Year Guarantee
- Hermetically sealed LTCC construction
- Low-profile case, 0.06" high
- Priced for outstanding VALUE



CASE STYLE: DZ1650

Product Overview

Mini-Circuits MAC mixers employ a unique new design and a highly repeatable, tightly controlled, automated process that delivers industry-leading reliability at a remarkably affordable price. Schottky diode quads meeting our strict specifications are bonded to a multilayer integrated LTCC substrate, and then hermetically sealed under a controlled atmosphere with gold-plated covers and eutectic AuSn solder. These passive, double-balanced mixers have been tested to MIL requirements for gross leak, fine leak, thermal shock, vibration, acceleration, mechanical shock, and HTOL, and every MAC mixer is backed with our 3-year guarantee.

[Click here for more about the MAC mixer](#)

Key Features

Feature	Advantages
Low, Flat Conversion Loss	No need to compensate for variations over frequency.
Hermetically Sealed	Ideal for use anywhere long-term reliability adds bottom-line value: high moisture areas, busy production lines, high-speed distribution centers, heavy industry, outdoor settings, and unmanned facilities, as well as military applications.
Rugged LTCC/Hermetic Construction	Demonstrated reliability in harsh, physically abusive environments with high vibration, acceleration, and/or mechanical shock.
Wide Operating Temperature Range	Guaranteed performance from -55 to +125°C. MAC mixers have also passed thermal shock testing from -55 to +150°C, through 1000 cycles, 15 minutes per cycle.
Exposed Termination Ends	Our unique case design allows for easy visual inspection of side solder fillets per IPC-A-610 section 8.3.4.6, and features gold-plated terminations for excellent solderability.
Incredible Performance/Price	Game-changing affordability brings Hi-Rel hermetic mixers within the reach of commercial budgets.



P.O. Box 350166, Brooklyn, New York 11235-0003 (718) 934-4500 Fax (718) 332-4661 *The Design Engineers Search Engine*  Provides ACTUAL Data Instantly at minicircuits.com

IF/RF MICROWAVE COMPONENTS

For detailed performance specs & shopping online see web site

Notes: 1. Performance and quality attributes and conditions not expressly stated in this specification sheet are intended to be excluded and do not form a part of this specification sheet. 2. Electrical specifications and performance data contained herein are based on Mini-Circuit's applicable established test performance criteria and measurement instructions. 3. The parts covered by this specification sheet are subject to Mini-Circuits standard limited warranty and terms and conditions (collectively, "Standard Terms"); Purchasers of this part are entitled to the rights and benefits contained therein. For a full statement of the Standard Terms and the exclusive rights and remedies thereunder, please visit Mini-Circuits' website at www.minicircuits.com/MCLStore/terms.jsp.

Ceramic, Hermetically Sealed Frequency Mixer WIDE BAND

MAC-60LH+

Level 10 (LO Power+10 dBm) 1600 to 6000 MHz

Maximum Ratings

Operating Temperature	-55°C to 125°C
Storage Temperature	-65°C to 150°C
RF Power	50 mW
IF Current	40 mA
Permanent damage may occur if any of these limits are exceeded.	

Pin Connections

LO	10
RF	5
IF	3
GROUND	1,2,4,6,7,8,9

Features

- wide bandwidth, 1600 to 6000 MHz
- low conversion loss, 6.5 dB typ.
- excellent L-R isolation, 35 dB typ.
- LTCC double balanced mixer
- aqueous washable
- low cost
- low profile, 0.060"
- protected by US Patent 7,027,795
- **3-YEAR GUARANTEE - The Most Reliable Mixers**

Applications

- PCN
- defense and weather radar
- WCDMA
- defense communications



CASE STYLE: DZ1650
PRICE: \$7.45 ea. QTY (10)

+RoHS Compliant

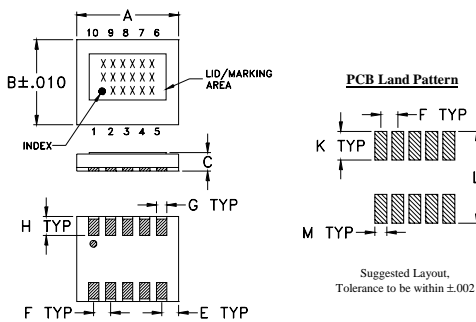
The +Suffix identifies RoHS Compliance. See our web site for RoHS Compliance methodologies and qualifications



Available Tape and Reel at no extra cost

Reel Size	Devices/Reel
7"	10, 20, 50, 100, 200, 500
13"	1000

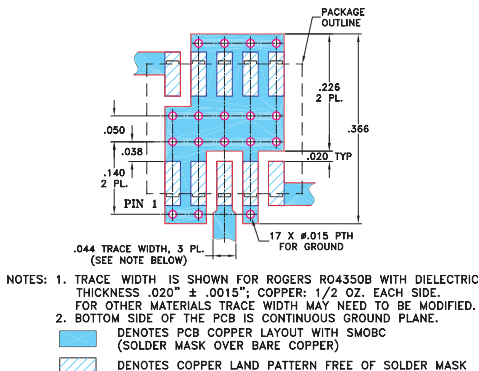
Outline Drawing



Outline Dimensions (inch/mm)

A	B	C	D	E	F	G
.30	.250	.060	--	.050	.050	.030
7.62	6.35	1.52	--	1.27	1.27	0.76
H	J	K	L	M	wt	grams
.056	--	.085	.270	.035		
1.42	--	2.16	6.86	0.89		0.29

Demo Board MCL P/N: TB-144 Suggested PCB Layout (PL-045)



Electrical Specifications at 25°C

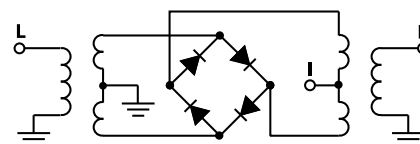
Parameter	Condition (MHz)	Min.	Typ.	Max.	Units
Frequency Range, LO/RF			1600 - 6000		MHz
Frequency Range, IF			DC - 2000		MHz
Conversion Loss*	1600 - 4400	—	6.5	7.6	dB
	4400 - 6000	—	6.1	7.7	dB
LO to RF Isolation	1600 - 4400	28	38	—	dB
	4400 - 6000	22	36	—	dB
LO to IF Isolation	1600 - 4400	11	18	—	dB
	4400 - 6000	10	15	—	dB
IP3	1600 - 4400	—	13	—	dBm
	4400 - 6000	—	13	—	dBm
RF Input Power at 1 dB Compression	1600 - 6000		+5		dBm

*Conversion Loss measured at 30 MHz IF.

Typical Performance Data at 25°C and LO=+10 dBm

Frequency (MHz)	Conversion Loss (dB)		Isolation L-R (dB)		Isolation L-I (dB)		VSWR RF Port (:1)		VSWR LO Port (:1)	
	RF	LO	LO +10dBm	LO +10dBm	LO +10dBm	LO +10dBm	LO +10dBm	LO +10dBm	LO +10dBm	
1600.1	1630.1	7.48	30.71	17.05	2.33	4.43				
1800.1	1830.1	6.39	33.36	18.01	2.75	2.68				
2000.1	2030.1	6.30	41.31	18.60	2.87	1.91				
2200.1	2230.1	5.74	35.09	18.42	2.46	1.97				
2400.1	2430.1	5.66	36.43	18.38	2.38	1.97				
2600.1	2630.1	5.60	34.39	18.40	1.81	2.03				
2800.1	2830.1	6.07	40.26	18.93	2.35	1.97				
3000.1	3030.1	6.33	37.80	18.99	2.96	2.04				
3200.1	3230.1	6.44	37.85	18.19	2.78	2.18				
3400.1	3430.1	6.62	36.28	16.06	2.88	2.30				
3600.1	3630.1	6.81	36.30	13.97	2.65	2.47				
3800.1	3830.1	6.37	36.44	14.05	2.47	2.57				
4000.1	4030.1	6.97	37.06	14.79	2.56	2.74				
4600.1	4630.1	5.85	32.74	19.89	1.64	2.37				
5000.1	5030.1	6.38	31.45	23.17	2.53	1.51				
5200.1	5230.1	6.28	28.79	22.52	2.03	1.20				
5400.1	5430.1	6.09	25.46	20.52	2.03	1.41				
5600.1	5630.1	5.95	25.79	18.13	1.70	1.99				
5800.1	5830.1	6.16	24.02	12.28	1.32	2.88				
6000.1	6030.1	7.06	27.32	11.83	1.36	4.89				

Electrical Schematic



Mini-Circuits
ISO 9001 ISO 14001 AS 9100 CERTIFIED

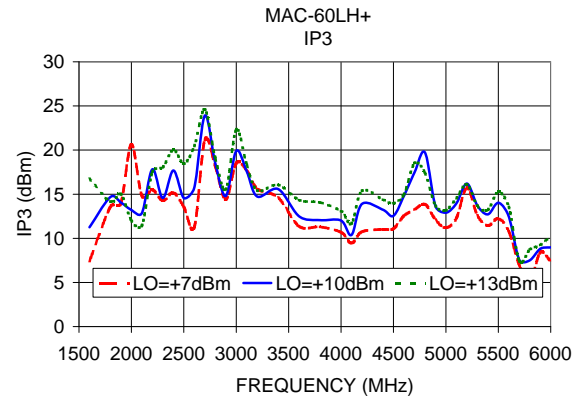
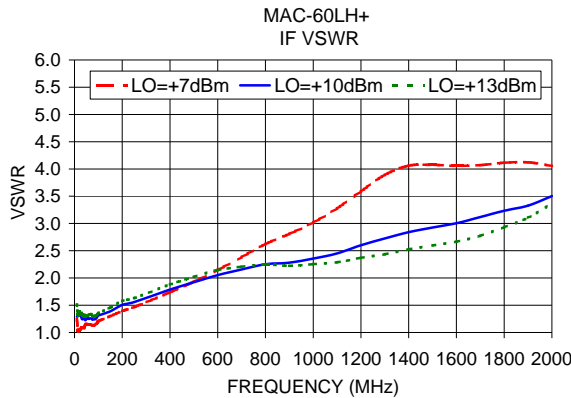
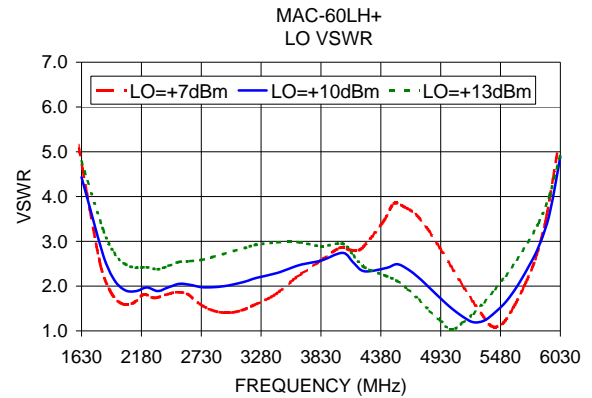
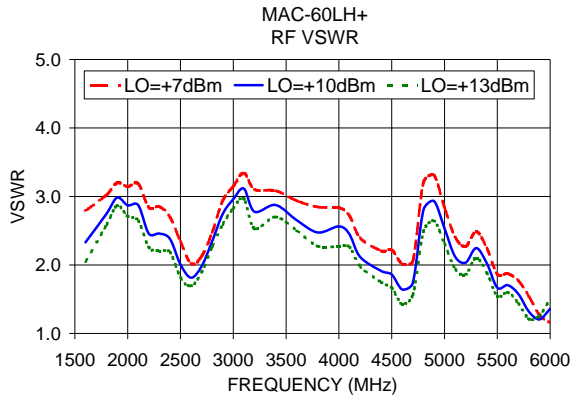
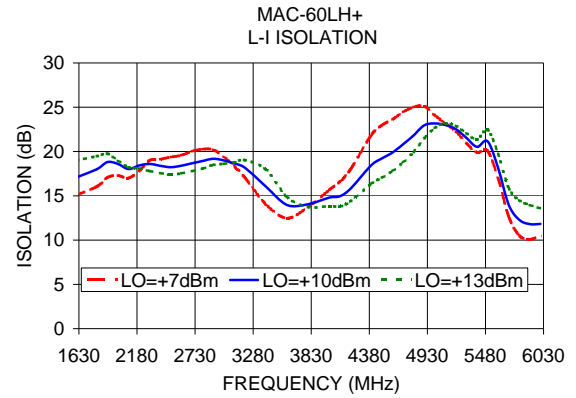
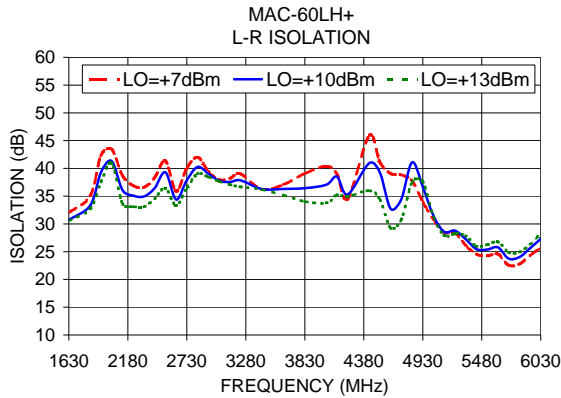
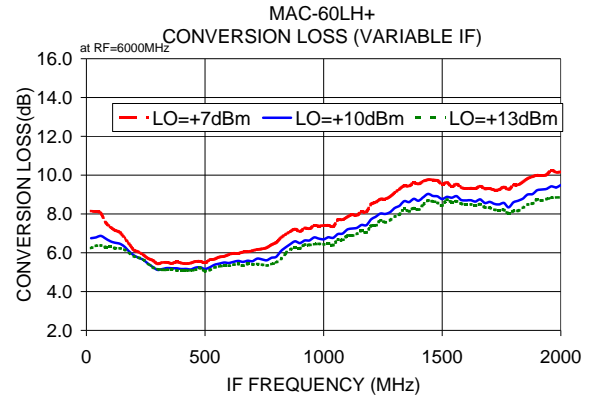
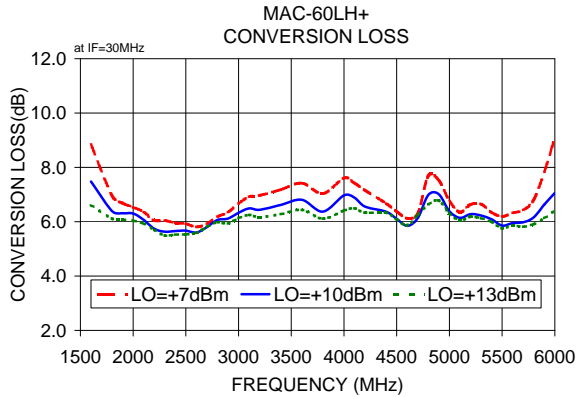
For detailed performance specs & shopping online see web site

P.O. Box 350166, Brooklyn, New York 11235-0003 (718) 934-4500 Fax (718) 332-4661 The Design Engineers Search Engine Provides ACTUAL Data Instantly at minicircuits.com


IF/RF MICROWAVE COMPONENTS

Notes: 1. Performance and quality attributes and conditions not expressly stated in this specification sheet are intended to be excluded and do not form a part of this specification sheet. 2. Electrical specifications and performance data contained herein are based on Mini-Circuit's applicable established test performance criteria and measurement instructions. 3. The parts covered by this specification sheet are subject to Mini-Circuit's standard limited warranty and terms and conditions (collectively, "Standard Terms"); Purchasers of this part are entitled to the rights and benefits contained therein. For a full statement of the Standard Terms and the exclusive rights and remedies thereunder, please visit Mini-Circuit's website at www.minicircuits.com/MCLStore/terms.jsp.

REV. B
M136739
ED-14156/9
MAC-60LH+
DJ/CP/AM
120808
Page 2 of 4



Designed and Built for Long-Term Reliability in **HOSTILE ENVIRONMENTS**



Mini-Circuits MAC mixers meet or exceed the following qualifications:

Gross Leak	MIL-STD-202 Method 112, Condition D (100% of all MAC Mixers we ship)
Fine Leak	MIL-STD-202 Method 112, Condition C, Procedure IIIa
Thermal Shock	MIL-STD-202 Method 107 (-55/+100°C, 1000 cycles, 15 minutes) (-55/+150°C, 1000 cycles, 15 minutes)
Vibration	MIL-STD-202 Method 204, Condition D (10-2000Hz sine, 20g, 3 axis, 12 c.y.ea.)
Acceleration	MIL- STD-883 Method 2001, Condition E
Mechanical Shock	MIL-STD-202 Method 213, Condition A
HTOL	MIL-STD-202 Method 108, Condition D (1000 hours, 125°C, at rated LO level)
Multiple Reflow	JESD22-B102
Bend Test	JESD22-B113
Adhesion Strength	Push test >10lb



All Photos courtesy of U.S. Military and NASA

Mini-Circuits[®]
ISO 9001 ISO 14001 AS 9100 CERTIFIED

P.O. Box 350166, Brooklyn, New York 11235-0003 (718) 934-4500 Fax (718) 332-4661 The Design Engineers Search Engine  Provides ACTUAL Data Instantly at minicircuits.com

IF/RF MICROWAVE COMPONENTS

For detailed performance specs
& shopping online see web site

Notes: 1. Performance and quality attributes and conditions not expressly stated in this specification sheet are intended to be excluded and do not form a part of this specification sheet. 2. Electrical specifications and performance data contained herein are based on Mini-Circuit's applicable established test performance criteria and measurement instructions. 3. The parts covered by this specification sheet are subject to Mini-Circuits standard limited warranty and terms and conditions (collectively, "Standard Terms"); Purchasers of this part are entitled to the rights and benefits contained therein. For a full statement of the Standard Terms and the exclusive rights and remedies thereunder, please visit Mini-Circuits' website at www.minicircuits.com/MCLStore/terms.jsp.